

Making the Write Connections: Linking Writing Support Tools with Writer’s Needs

Zixin Zhao
University of Toronto
Toronto, Ontario, Canada
zzhao1@cs.toronto.edu

Damien Masson*
University of Toronto
Toronto, Ontario, Canada
damien.masson@umontreal.ca

Young-Ho Kim
NAVER AI Lab
Seongnam, Gyeonggi, Republic of
Korea
yghokim@younghokim.net

Gerald Penn
University of Toronto
Toronto, Ontario, Canada
gpenn@cs.toronto.edu

Fanny Chevalier
University of Toronto
Toronto, Ontario, Canada
fanny@cs.toronto.edu

ABSTRACT

This work sheds light on whether and how creative writers’ needs are met by existing research and commercial writing support tools (WST). We conducted a need finding study to gain insight into the writers’ process during creative writing through a qualitative analysis of the response from an online questionnaire and Reddit discussions on *r/Writing*. Using a systematic analysis of 115 tools and 67 research papers, we map out the landscape of how digital tools facilitate the writing process. Our triangulation of data reveals that research predominantly focuses on the writing activity and overlooks pre-writing activities and the importance of visualization. We distill 10 key takeaways to inform future research on WST and point to opportunities surrounding underexplored areas. Our work offers a holistic and up-to-date account of how tools have transformed the writing process, guiding the design of future tools that address writers’ evolving and unmet needs.

CCS CONCEPTS

• **Human-centered computing** → **Interaction design theory, concepts and paradigms.**

KEYWORDS

Creative Writing, Meta-Analysis, Literature Review, Data Triangulation

ACM Reference Format:

Zixin Zhao, Damien Masson, Young-Ho Kim, Gerald Penn, and Fanny Chevalier. 2025. Making the Write Connections: Linking Writing Support Tools with Writer’s Needs. In *CHI Conference on Human Factors in Computing Systems (CHI ’25)*, April 26-May 1, 2025, Yokohama, Japan. ACM, New York, NY, USA, 23 pages. <https://doi.org/10.1145/3706598.3713161>

*Also with Université de Montréal.

Permission to make digital or hard copies of all or part of this work for personal or classroom use is granted without fee provided that copies are not made or distributed for profit or commercial advantage and that copies bear this notice and the full citation on the first page. Copyrights for components of this work owned by others than the author(s) must be honored. Abstracting with credit is permitted. To copy otherwise, or to publish, to post on servers or to redistribute to lists, requires prior specific permission and/or a fee. Request permissions from permissions@acm.org.

CHI ’25, April 26-May 1, 2025, Yokohama, Japan

© 2025 Copyright held by the owner/author(s). Publication rights licensed to ACM.

ACM ISBN 979-8-4007-1394-1/2025/04...\$15.00

<https://doi.org/10.1145/3706598.3713161>

1 INTRODUCTION

Creative writing is a form of writing that goes beyond technical and professional writing to focus on artistic expression, for example, writing novels and poetry. Many different writing support tools (WST), i.e., digital tools designed to assist writers, have been proposed within both the research and commercial realm to facilitate creative writing. HCI research has explored novel approaches focusing on one specific aspect of the creative writing process at a time, such as exploring character personalities using chatbots [85], authoring interactive narratives [7, 56], writing on phones [10], and, more recently, co-writing with large language models [73]. Meanwhile, commercial tools typically strive to address the writing workflow holistically, from planning to revising all in one system, as is the case of Scrivener¹ and SudoWrite [26]².

Despite the emergent research and commercial tools seeking to improve current and enable innovative writing workflows, there appears to be a misalignment between the resources being developed and the tools professional writers leverage in their work [29–31]. For example, HCI research prioritizes novelty in research prototypes. Still, it leaves open questions regarding the usefulness and relevance of novel approaches when integrated into actual creative writing practices. Furthermore, research in WST typically identifies a singular aspect of the creative writing process to address, making it difficult to compare the impact of the findings across studies. This may impede the advancement of writing tools as a whole and run the risk of reinventing the wheel.

Previous research [34, 61, 115] has explored the landscape of WST through literature reviews. These works offer new design spaces [34, 61] and taxonomies [115] that can help inform the design of novel WST. These meta-analyses predominantly focus on research prototypes at the expense of commercial applications, which have contributed to the co-evolution of writers’ practices. This puts new research at risk of overlooking existing problems and proposing solutions disconnected from writers’ realities.

To reconnect research with commercial tools and writers’ needs, our work provides a comprehensive view of the WST landscape by triangulating three data sources: academic literature, questionnaire responses, and online discussions on Reddit. We first conducted a

¹<https://www.literatureandlatte.com/scrivener/>

²<https://www.sudowrite.com/>

literature review on WST specifically for creative writing to examine which needs were addressed by research. Then, we collected responses from an online questionnaire and analyzed discussions from the past five years on a subreddit, *r/Writing*³, to gain more insight into the processes and tools used by current writers. We make our annotated dataset of commercial tools and literature available online for future researchers⁴. Through a deep dive into these sources, our work surfaces ten key insights and unveils new avenues for future research in creative writing. We discover unmet needs related to organization and integrating different mediums into writing practice. One of our main insights is to urge researchers to move the spotlight away from writing activities related to generating text and focus more on other processes like pre-writing, planning, and revising. We also urge more work to explore and diversify visualizations to help creative writing. In the following sections, we describe our methodology, explore our key findings and insights, and discuss potential opportunities for future research.

2 RECENT SURVEYS ON WRITING SUPPORT TOOLS

Research on digital WST had existed since the 1960s before display monitors were paired with keyboards [59]. Ever since, surveys have examined the changes digital writing has brought to the writing process [38, 47, 99]. As the field continues to grow, we see the breadth of the surveys narrowing to focus on specific writing environments or contexts.

For example, Strobl et al. [106] surveyed 44 tools and 26 features within the academic writing context and found a majority of the work focused on support for argumentative essays in English. In contrast, automated support for revision was limited to word or sentence level (e.g. grammar and spelling checks). Others focused on intelligent systems. For instance, Gero et al. [34] defined a design space for WST. They analyzed 30 ACM Digital Library papers from 2017 to 2022 using the cognitive process model of writing by Flower and Hayes [28] and a taxonomy developed for creativity support tools (CST) at large (whose coverage is dominated by visual, interface, and game design) [30]. Their study revealed a gap in research related to planning tools with specific goals. However, their scope was limited because of their focus on work within HCI. Lee et al. [61] also focused on intelligent systems. Their recent work covered a larger range of works and contributed an extensively defined design space for intelligent writing systems. Their goal was to provide a guideline for components to consider when developing such a tool. In the same vein, the taxonomy by Wan et al. [115], and typology of Hoque et al. [53] categorize the contributions made by intelligent systems during co-writing tasks.

Weber et al. [119] also used Flower and Hayes’s model to define a taxonomy. Unlike prior works, their survey was conducted over several search engines (e.g. IEEE Xplore, ProQuest, ACM, ArXiv, etc.), which resulted in 86 relevant papers being included for analysis. Their taxonomy targeted intelligent WST and gave an overview of the main areas in which WST was developed, including education, scientific writing, administration, and creativity purposes.

³<https://www.reddit.com/r/writing/>

⁴<https://thewriteconnection.github.io/>

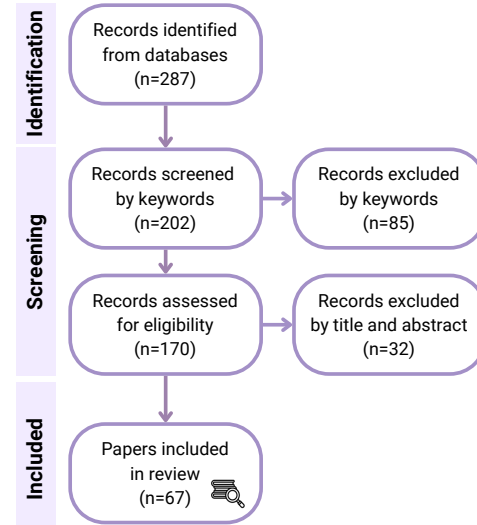


Figure 1: Flow graph of the initial literature search and screening process guided by the PRISMA checklist [83]

Since prior surveys focused on tools within the context of academic writing [106] or provided a broad overview of intelligent systems [34, 61, 115, 119], we explore previously unexplored contexts to expand the mapped space of WSTs. Moreover, we include commercial tools writers use, enabling a more comprehensive view of current writing practices. Our work complements previous work by looking into existing tools and systems built for creative writing. We strive to offer a holistic and realistic view of the field through an extensive survey of existing works within this research space, cross-mapping various data sources to learn about the writer’s needs of today. To guide our process and contribute to the research on WST, we build on existing design spaces [61] and taxonomies [30] introduced within HCI.

3 DATA SOURCES

3.1 Literature Sources and Identification

3.1.1 Initial Literature Search. We conducted a systematic review to investigate the features and objectives of tools proposed in previous works to aid the writer’s workflow. We used PRISMA 2020 (Preferred Reporting Items for Systematic Reviews and Meta-Analyses) [83] to guide our process. A team of three coauthors identified five recent representative works and did a broad search over each work’s reference to develop an eligibility criteria (Table 1) and search terms. We searched using the preliminary search terms over ACM Digital Library and met as a group to refine the terms. After four rounds of iterative searches and refinement, we settled on the following search terms over the title and abstracts.

“writer” OR “author” OR “writing” OR “authoring” OR “post-writing” OR “editing” OR “planning” OR “brainstorming” OR “revis*” OR “feedback”) AND (“interface” OR “system” OR “prototype” OR “tool”) AND (“creative writing” OR “story” OR “fiction” OR “narrative” OR “poem” OR “script”)

Criteria	Inclusion	Exclusion examples
(I) System Presence	A tool or feature(s) within an existing tool(s) or strategy for supporting creative writing must be the focus	Story planning for presentations, storyboard creation, active text
(II) Target Domain	Tool must be for creative writing (e.g. fiction, poetry, theatre script)	Tools for language learning, essays, academic papers, legal documents
(III) Research Area	Computer science, writing support	Interactive storytelling (game), air-writing
(IV) Citation Count	Papers published before 2019 must have at least 5 citations	

Table 1: Inclusion criteria for literature review and examples of paper topics which were excluded

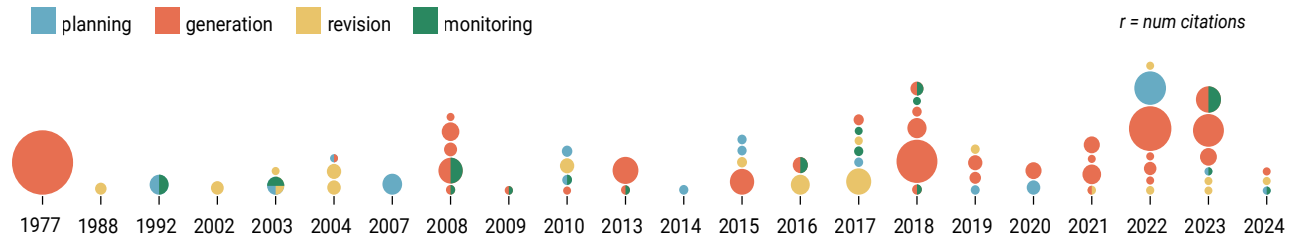


Figure 2: Overview of papers (n=67) reviewed for our literature survey. Each paper is colour coded with the aspect of writing it targets and spatially positioned by the publication date along the x-axis. The radius is correlated with the number of citations.

In an effort to be inclusive, we expanded our search to all eligible works in the ACM Digital Library, ACL Anthology, and Web of Science (a multidisciplinary database including IEEE, Springer Nature, Elsevier, and more). Our search process returned 287 papers from all combined sources, excluding duplicates. We screened paper keywords, titles, and abstracts against the eligibility criteria (Table 1), resulting in 170 entries. One author read the papers fully to assess eligibility, which resulted in a final corpus of 67 papers (see the process in the flow graph Figure 1).

3.1.2 Secondary Literature Search. Based on the initial findings, we conducted a secondary literature search to ensure comprehensive coverage and validate our findings. Guided by the sub-themes of writers’ needs that emerged from our analysis (see Table 3), we searched for literature that addresses the needs not covered in our initial search. We broadened our original search terms and included additional search terms (i.e. ideation, pre-writing, spark, organization) to obtain 468 papers, after which we filtered out those initially surveyed. This was followed by removing papers that did not fulfill inclusion criteria I, II, and III from Table 5. We found an additional 11 papers, which we discuss in our results, thereby refining the analysis, adding nuance, and ensuring the robustness of our conclusions. We include a table listing all the references from the initial and secondary search in Section B.1

3.2 Online Questionnaire with Writers

We deployed an online questionnaire⁵ to gather responses from practicing writers about their writing workflow, practices, and digital tools to facilitate writing tasks. Like Gero et al. [35], we define writers as anyone self-identified as a creative writer, thereby being inclusive of those who engage in activities to produce creative writing artifacts beyond professional writers only. We recruited writers through our university’s creative writing community mailing list,

Table 2: Demographic distribution of our participant pool for the online questionnaire.

Label	Values	Count
Age	18-24	10
	25-34	7
	35-44	4
	45-54	1
Gender	Female	12
	Male	6
	Non-Binary	2
	Prefer not to disclose	2
Genre	Fiction	20
	Theatre	2
Country	Canada	18
	United States	2
	United Kingdom	1

word of mouth, and online writing/creative communities on social media (e.g. X formerly Twitter, Reddit, Discord). We initially advertised the study publicly over X and received more than 400 responses. After filtering out responses with incomplete answers and AI generated text (using GPTZero⁵), we were left with 4 responses that we manually inspected to ensure their quality. Afterward, we limited recruitment to private Discord writing groups with user verifications.

Our questionnaire (available in the supplemental) was administered using Qualtrics⁶ and took around 10-15 minutes. Participants were compensated \$10. In total, we collected 22 complete responses.

⁵<https://gptzero.me/>

⁶<https://www.qualtrics.com/>

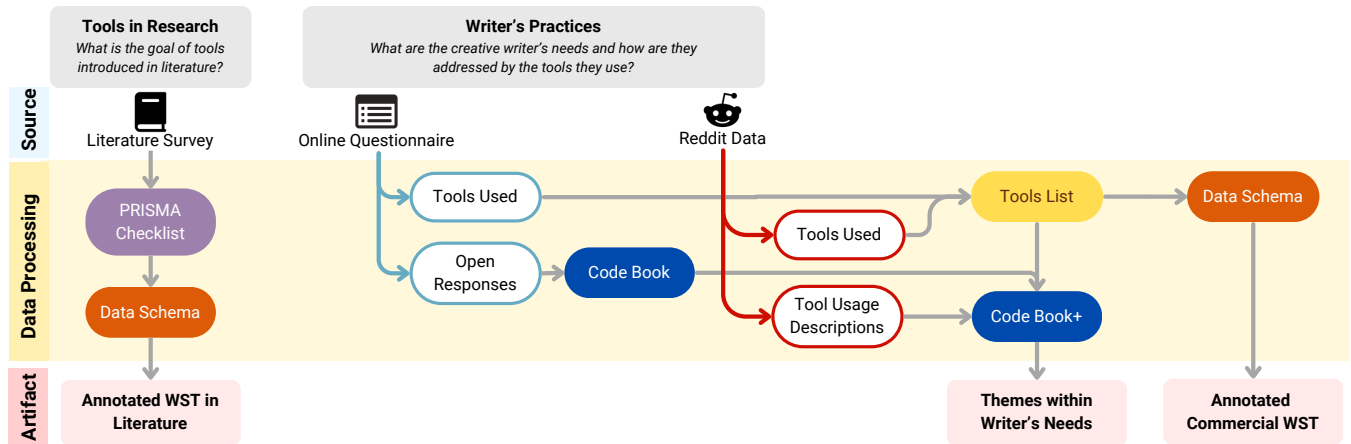


Figure 3: Methodology for processing data to be used in our analysis. We first collected (*top*) data from three sources, and conducted (*middle*) different annotation processes to obtain (*bottom*) three data artifacts.

Table 2 summarizes participants demographics. Participants all had prior creative writing experience ($\mu = 9.5$ years) and were located in Canada, the USA, or the UK. Two participants mainly wrote theatre plays, and others wrote various fiction genres.

3.3 Reddit Data

To gather more insight into the tools writers use and why they use them, we analysed Reddit discussion thread. We chose *r/Writing*, a subreddit for practicing and aspiring writers to discuss writing-related topics, for its high subscriber count (2.9M members) and frequent activity (>100 users online on average). We extracted the data from Watchful1 [117] between January 1, 2019 to December 31, 2023. Reddit data is separated into two components: submissions and comments to the submissions. We gathered the titles and body of submissions that contained the word “*tool*” and manually inspected each matching entry to filter out irrelevant submissions. We included posts and comments for 357 submissions, resulting in a dataset with 4079 rows, with the median length of an entry being 221 characters.

4 DATA PROCESSING

4.1 Analyzing Literature

We first reviewed literature (initial search; Section 3.1.1) for insights into creative writing needs and how proposed systems in prior research aimed to meet those needs. We build off existing design spaces [61] and taxonomies [30] to develop a data schema (Section 4.1.2) used to annotate the literature. An overview of the process is shown in Figure 3.

4.1.1 Annotation Process. We created a preliminary schema by combining elements from the design space for intelligent WST by Lee et al. [61], and the CST taxonomy by Frich et al. [30]. One coder conducted the initial coding using the preliminary schema, followed by rounds of calibration to solidify the data schema and ensure consistency. During calibration, we picked 20 random works (25%) and separated them into two sets of 10. Four additional coders were

separated into two groups, and one of the two sets was assigned to code independently. Afterwards, all coders met to discuss and compare the coding and assess the data schema. Code discrepancies were resolved through verbal “negotiation agreement” [33]. One coder annotated the full corpus after finalizing the data schema (Section 4.1.2).

4.1.2 Data Schema for WST. Our final data schema comprises nine dimensions: target population⁷, object of interest⁷, part of the writing process⁸, writing context⁹, device¹⁰, maturity¹⁰, tool complexity¹⁰, evaluation¹⁰, and collaboration paradigm¹¹. Target population codes the tool’s target user base, which includes children, experts (e.g. professional novelists), and novices. The object of interest is used to capture whether the tool’s goal is to support the creation of the creative text itself or abstract components of the text (e.g. character, plot, setting, etc.). The code scheme is available in Appendix A, and our final categorized literature summarized in Figure 2 with details available in Appendix B.1.

4.2 Thematic Analysis of the Writing Process

We used thematic analysis of responses from our questionnaire and Reddit data to identify the needs of current practicing writers. An overview of the process is shown in Figure 3. We split the data into subsets relevant to the 50 most mentioned tools across both data sources. Following, we compiled all our text data and performed a broad greedy tag for each text segment by asking **when** and **why** if the writer was using this tool. A researcher assigned codes and extracted representative quotes, and then three authors passed through the codes and quotes to ensure agreement over the tagging. First, we identified recurring trends with online questionnaire responses and categorized them into different sub-themes. Then, we used the sub-themes discovered in the questionnaires to







⁷ Newly introduced code.












































⁸ Builds on the cognitive process model of writing model [28].

⁹ Borrowed from Lee et al. [61]

¹⁰ Borrowed from Frich et al. [30]

¹¹ Expanded from Frich et al. with AI collaboration paradigms defined by Morris et al. [77]



Table 3: Themes and sub-themes found from the qualitative analysis of our data sources. In columns  and , we label the presence of evidence from each source, with the value ranging from no evidence (), one to a few instances of anecdotal evidence () , to numerous instances (). In column , we list a single example of prior work that addresses each sub-theme, those labeled *None* had no works in our literature survey that developed tools to address them. The TA column refers to the take-away derived from the themes. The last column is the row ID, to allow for cross-referencing.


	Theme	Sub-theme	Description				TA	ID
Pre-write	Creativity	Community	Writers look to form a community of practice.			[54]	1	<i>a</i>
		Unguided exploration	Writers use tools that let them passively explore without a goal.			[92]	2	<i>b</i>
		Evaluating inspiration	Writers evaluate ideas for potential.			[15]	2	<i>c</i>
	Recollection	Resources	Writers look for guides and resources from other writers.			[68]	1	<i>d</i>
		Capture spark	Writers need tools to capture their creative sparks.			<i>None</i>	2	<i>e</i>
		Organization	Organizing inspiration	Writers organize their ideas and inspirations.			[14]	2
Plan	Creativity	Ideating with tools	Writers may use tools to generate ideas.			[96]	3	<i>g</i>
		Developing plans	Writers use templates and guides during initial planning.			[2]	5	<i>h</i>
	Recollection	Visualizing elements	Writers use visual representation for elements in their story.			[51]	4	<i>i</i>
Organization	Organizing elements	Writers use tools that help them organize elements.			[122]	5	<i>j</i>	
Generate	Creativity	Non-linear writing	Writers write sections, like scenes, out of order.			[64]	6	<i>k</i>
		AI support	Writers have varying opinions on using AI during generation.			[23]		<i>l</i>
	Organization	Writing environment	Writers spend time to discover their own workflow.			[39]	7	<i>m</i>
		Ease of access	Writers prefer tools that are easily accessible across devices.			[10]	7	<i>n</i>
Revise	Creativity	Editing with others	Writers seek out help of others to revise their work.			[110]	8	<i>o</i>
		Alternative views	Writers transform their text into alternative versions to stimulate creativity and identify errors.			[11]	9	<i>p</i>
	Recollection	Editing with machines	Writers want tools that give them specific feedback.			[94]	8	<i>q</i>
	Organization	Structural revision	Writers make large scale revisions involving shifting large sections of texts.			[112]	9	<i>r</i>
Monitor	Recollection	Peripheral reminders	Writers keep information relevant to text in visible locations while writing.			[102]	10	<i>s</i>
	Organization	Support for projects	Writers want more support from tools that help them organize large projects.			[50]	10	<i>t</i>

aid the exploration and categorization of Reddit data. We present an overview of the themes and sub-themes in Table 3 and discuss details in the next sections.


4.3 Collecting and Annotating Public WST

We surveyed tools used by writers through our online questionnaire and Reddit data to investigate what writers use and how. The questionnaire prompted the writers to share tools they previously tried, why they liked or disliked the tool, and their purpose for using the tool. For the Reddit data, we used two procedures in parallel and merged the tools and information obtained from both, see Figure 3. Within *r/Writing*, there is a weekly discussion post for WST called “Writing Tools, Software, and Hardware” which we used to obtain a list of tools and how writers use them. Concurrently, we preprocessed our Reddit dataset and used *spacy*’s named entity recognizer (NER) pipeline to extract a list of potential WST. We merged the tools mentioned in the questionnaire and those on Reddit to create a dataset containing 111 commercial tools. We annotated each tool using the same data schema as the literature review (see Section 4.1.2) and ranked the tools based on how often it was mentioned.


The remainder of the paper discusses insights resulting from our analysis. We structure results by main findings and provide take-away insights, presenting opportunities for future researchers to explore. We use iconography to refer to the source of the data from which statements are drawn: literature , online questionnaire ,

or Reddit ¹². We also provide interactive visualizations of our data artifacts on a public-facing site¹³ and in Section B.2.

5 THE WRITING PROCESS: IT’S MORE THAN WE MAY THINK

The research on WST  is heavily focused on and grounded in the cognitive process model of writing [28], which identifies four main processes: planning, generating, revising, and monitoring. Planning involves ideation, organization, and goal setting for the work. Generating refers to translating the ideas into words. Revising consists of reflecting, reading, and editing. These processes are monitored closely against each other continuously, non-linearly. This model has helped guide and evaluate the development of tools that support these processes. For example, most of the commercial tools and literature focus specifically on planning (e.g. [5, 15]), generating (e.g. [23, 73, 123]) or revising (e.g. [37, 101]), as shown in Figure 2.

Although the model provides researchers and developers with a scope, taking the model too prescriptively might have crystallized an isolated view of each process. We break down examples of tools and how they may perpetuate the isolated view in §7. Furthermore, this model only captures processes involved while *actively writing*

¹²Following best practices [27], we directly quote Reddit users who provided explicit consent to be quoted and identified, whereas quotes from those who did not respond to our request are paraphrased and labelled with  *anon*

¹³<https://thewriteconnection.github.io/>

with a clearly defined goal and direction; whereas, we found in our questionnaire [1] and Reddit [2] data the writers have much more to their writing process than the writing task itself. A large component of the creative writing process consists of an extensive *pre-writing* stage. For many writers, the pre-writing process begins long before plotting or drafting. Gathering inspiration can take years. For example, inspiration for writers such as J.R.R. Tolkien (*Lord of the Rings*) and Han Kang (*The Vegetarian*) originated from quotes they came across years before starting their first drafts [100, 111]. The term pre-writing was first popularized by Rohman [90] as another term for what other writing models call planning. However, writers have now adopted the term more colloquially to refer to the process before any writing activity.

There are various models of the creative process at large, the most famous ones being Wallas's [113] and an extension of it by Csikszentmihalyi [21]. Both models define several phases: preparation, incubation, illumination (or insight), verification (or evaluation), and elaboration (unique to Csikszentmihalyi). Preparation refers to a period when the individual becomes immersed, consciously or not, within a topic and acquires new knowledge. Incubation is when ideas churn unconsciously and form connections with each other. Then is illumination, or insight, when that "Eureka" moment strikes and the idea emerges to the conscious level. Verification, or evaluation, is where the individual evaluates if the idea is worth pursuing. Then elaboration, not defined in Wallas's model, is when the individual works to externalize their ideas into a creative work. To characterize creative writing as both a creative process and a writing process, we align the theoretical models for creativity [21, 113], the cognitive model of the writing process [28], and the six identified parts of the creative process that CSTs address [30] in Table 4. We propose pre-writing to encompass the aspects of creative writing which are associated with the four phases within Wallas's creative process model: acquiring knowledge (*preparation*), internalizing the new material (*incubating*), generating new ideas (*illumination*), and evaluating those new ideas (*verification*).

By grounding our definition of pre-writing as a creative process, we hope to shed light on this stage which has been overlooked due to the lack of definition for this process. The following sections first go deeper into the phases within the pre-writing stage, focusing on the writers' unmet needs. We then present our findings on how prior research and current commercial WST support the cognitive processes associated with writing before launching into our discussion.

6 A FOCUS ON PRE-WRITING: AN OVERLOOKED STAGE

Flower and Hayes [28] define the start of writing activity as when the writer formulates a goal to achieve, involving an element that would be part of the written text. For narratives, it would include elements like plot, character, setting, and theme [4]. While these elements are central to narratives, the writer's inspiration process has not received much attention within WST research. Through our empirical analysis of the writer's process [1] [2], we found that these elements are the product of a pre-writing stage. The phases that we observed within pre-writing closely matched the Wallas creative process model [113] and the first four phases of Csikszentmihalyi's

creative flow process [21]. We map the four phases of the creative model to several sub-themes found within the writer's process. Overall, we find that the research space surrounding pre-writing is vast and uncharted.

6.1 Seeking inspiration

Writers look for sources of inspiration by learning from more experienced writers, browsing the internet, reading books, chatting with friends, and through personal experiences. We found over 500 submissions and over 15k comments on Reddit [2] discussing different methods of finding sources of inspiration.

6.1.1 Resources and guides (Table 3, row d). Novice writers often seek insights into "what makes good writing great" (☺ anon) by asking about well-known authors' routines, methods, and inspirations. Experienced writers sometimes consolidate their own experiences to create guides for other writers; some are shared on Reddit threads or personal blogs. We observed that many writers on Reddit ask for guides to sources of inspiration and receive a wide range of opinions and methods. For example, some suggest "find[ing] a routine and writ[ing] often" as "a good writing routine makes it easier for inspiration to strike" (☺ anon) while others suggest "look[ing] for new experiences" (☺ anon) as "inspiration comes from seeing places, experiencing things, and wondering 'oh, what if?'" (☺ anon). These diverse opinions highlight novices' difficulty in determining a method that works for them, even if they encounter a guide. As we did not find prior work [1] addressing this need, we searched for relevant literature on providing resources and guides for creative writers. We found one work identifying considerations for developing a creative-writing digital-learning and material-management system [68]. So, although some research surrounds this topic, prior work has not proposed solutions through WST.

6.1.2 Inspiration through unguided exploration (Table 3, row b). Writers may be inspired by something on social media, visuals, music, or personal experiences [2]. Browsing image galleries: "Pinterest for building collections of images/videos based on genres that inspire [them]" (☺ anon), or collecting "random, abstract, famous quotes" (☺ anon) to explore ideas passively, can stimulate inspiration. Auditory media are also leveraged. For instance, a writer mentioned that three of their current work's inspirations "came from music" as they are "would imagine scenarios and lose [themselves] in creating different worlds and backstories" (☺ anon). By far, the most common source of inspiration is personal experience, with ideas originating, e.g. "when working in a music store selling guitars and pianos" (☺ anon), or from "books [they] read as a kid" (☺ anon). Writers often passively brainstorm by reflecting on their and others' experiences. Inspiration can come from "real life and real people/situations" (☺ anon) or "certain characters or establishments in other books they've read and enjoyed" (☺ anon). Interestingly, there are also conversations on dreams individuals had as an "immense source of creativity" (☺ ereiserengo). Using dreams as a source of inspiration has been explored by prior work in visual story creation [65]. One way in which prior work [1] has addressed writers' desires to explore their own experiences is through a tool for exploring one's social media to search for inspiration [92]. Other

Table 4: Our proposed framing of the creative writing process compared to aspects identified by previous surveys on CSTs [30] and WSTs [34, 61], which uses the cognitive writing model by Flower and Hayes [28], along with theoretical models of creativity by Wallas [113] and Csikszentmihalyi [21].

Ours	Wallas [113]	Csikszentmihalyi [21]	Flower and Hayes [28]	Frich et al. [30]
Pre-writing	Preparation Incubation Illumination Verification	Preparation Incubation Insight Evaluation Elaboration	Planning	Pre-ideation Ideation Evaluation Implementation
Planning			Generating	
Generating			Revising	Iteration
Revising			Monitoring	Project Management
Monitoring				

tangential work features assistance for songwriting by generating song titles that lyricists can use as inspiration [97].

6.1.3 Community of practice (Table 3, row a). Writers also find inspiration through discussions with others, with some engaging in a “ramble to a writing friend when [they] get stuck” for the friend to “nudge [them] in the right direction” (anon).

When writers cannot find peers in their close circle, they may turn to social media and find others to exchange ideas with. Little work has explored collaborative ideation within the context of creative writing. For example, one implemented a new method for ideating with MTurk workers [54]. Our secondary search also led to work that explored how LLMs can act as partners to collaborate with writers during pre-writing ideation [114], which relates to forming a community.

6.1.4 Organizing inspiration (Table 3, row f). One disadvantage of unguided exploration is that retrieving an inspirational source after the fact becomes difficult. Many wish there were “better bookmarking tool[s]” because it is “really beneficial to save their inspirations in one place and easily retrieve them later” (anon). Writers typically find that “things begin with an accumulation of unrelated notes, in which patterns eventually become apparent” (anon) and “a spark of inspiration strikes” (anon). Prior work like Chi and Lieberman [14], Landry [60], and Wong and Lee [121] explores how to help people weave images and clips captured from their daily lives into a compelling narrative structure.

6.2 Capturing the Creative Spark (Table 3, row e)

The creative spark fuels the formation of writing goals, so writers need to quickly capture those moments of inspiration and “write them down even if it’s the middle of the night” (anon). When struck with a creative spark, writers said they reached for whatever was available to write down their ideas quickly like the “back of a crumpled receipt” (P10), notebooks they carry around (P13 and anon), notepad-like apps on their phones (P9 and anons), “voice notes” (anon), or they “take a picture” (anon) to capture the moment. Some writers use idea notebooks to write down their ideas to sort through later. One writer, for instance, said that they “open up that journal and go through [their] undeveloped ideas and try to flesh them out in a short story” (anon). However, many writers

lament that they may forget or lose the notes of their ideas. We found no work within our literature review that evaluates tools that allow writers to capture their ideas easily; no additional work was found in our secondary search either.

6.3 Evaluating the spark (Table 3, row c)

Writers need to evaluate their spark to see whether it is worth translating into text. Sometimes the spark is not worth exploring, and “turns out to be this rubbish 3 second analog between me and a talking cardboard box” (anon). We found no literature related to the evaluation process for rough, initial ideas in our corpus. On the other hand, we found over 18k posts and 20 participants discussing different processes for evaluating writers’ initial ideas, most of which involved a mostly reflective mental process which varies based on individual preferences. For example, some writers may use pen and paper (2 participants), while others may prefer a word processor (5 participants) or a combination of the two (15 participants) to evaluate the idea. Once the idea becomes entrenched in the writer’s mind and they feel it is worth elaborating on, they embark on the writing activity, where most of the WST research centers. At this point, the idea has transformed into an element of the text. Although there is no prior work which specifically supports evaluating a spark, there are systems where a feature supports the writer’s idea evaluation process (e.g. TaleStream [15]). In the next section, we discuss systems that support more goal-oriented brainstorming.

Takeaway insights:

1. Pre-writing and processes associated with it are not well defined in literature.
2. Tools that help facilitate recollection and organization of inspirations are lacking (§6.1, §6.2, §6.3).

7 WRITING ACTIVITY: WHERE THE SPOTLIGHT HAS BEEN

After pre-writing, we now step into the final phase of Csikszentmihalyi’s [21] creative model: elaboration. As shown in Table 4, we aligned the cognitive process model of writing [28] within the elaboration phase. In this section, we examine how commercial

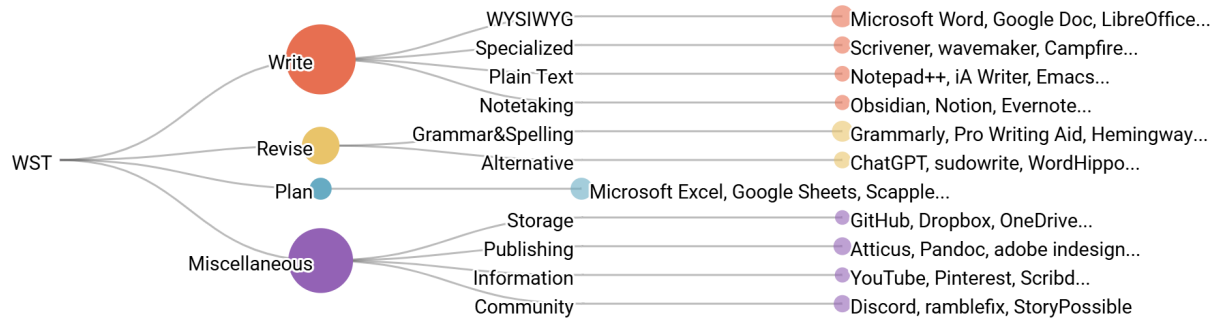


Figure 4: Commercial WSTs in our corpus organized by how each is used by writers in their writing process. The top 3 most frequently mentioned tools are listed as examples. The radius of the circle is correlated with the number of mentions in our data.

tools and research have addressed the writer’s needs within each process. Moreover, in contrast to research and commercial WSTs for pre-writing, the tools for the writing activity are well established and abundant.

7.1 Planning: Handling Alternative Representations of Text

During planning, the writer creates a representation of elements like plot points, characters, themes, etc.. Planning tools target needs such as brainstorming, guiding the planning process, representing story elements, and managing the writing task. Despite the number of commercial tools, research in this area is still lacking compared to the generation process.

7.1.1 Brainstorming with tools (Table 3, row g). During pre-writing, writers often seek ideas for additional, novel story elements. However, in contrast to pre-writing, the writer has a goal during these brainstorming sessions. While traditional brainstorming with pen and paper is still prevalent, we found writers have started to adopt AI for this process. Guided by a goal, some use chat-based AI to aid convergent thinking, e.g., to “worldbuild with [ChatGPT]” or develop “a plotline that [they] are really excited to flesh out”. Others incorporate AI as a divergent thinking aid too, for example, to “bounce ideas off the AI until it gives [them] a ‘eureka!’ reply”. Commercial tools like SudoWrite¹⁴, powered by LLMs, can help writers to “get unstuck when [they’re] not sure what to write next” and allow them to “brainstorm unlimited plot ideas or character or world details”. In recent literature, there has also been an increase in the number of WSTs that use AI assistance for brainstorming [18, 26, 96]. Although AI could be useful, not all writers have positive experiences using it for ideation. Some claim that “the most [they]’ve gotten out of those were ideas on how to phrase or describe something specific” (P15) and that AI makes them “lose the enjoyment” of “thinking about what will happen to everyone in that world” (P12). Therefore, perhaps WSTs which use AI more discreetly, such as recommender systems with external information

from content generated by crowdworkers [5] and common story tropes [15] could be favourable alternatives.

7.1.2 Organizing story elements (Table 3, row j). Beyond ideating, writers also need support when organizing elements that they have created during brainstorming. Using what is available at hand like pen and paper (common with writers) or digital tools, writers often create collections of “many scattered documents and notes and excel sheets for [their] projects” (P7) and “voice notes [on] corrections to make; ideas to develop” which they “wish to organize and more closely link to [their] work”. While some writers organize their documents using hypertext-based note-taking tools (e.g. Notion, Obsidian, and Evernote), others use spreadsheet applications (e.g. Google Sheet, MS Excel). However, it is difficult for both methods to incorporate “one-off” physical notes, voice recordings, and other multimedia content within a single tool. Therefore, prior literature has explored using tools with similar interaction methods such as tablets [86] and dictation tools to turn voice recordings into editable text with a focus on academic writing [63]. Interestingly, P16 explains that re-discovering lost files can spark new ideas for the plot progression, suggesting that organizing too rigorously could also prevent some serendipitous inspiration. Our secondary search yielded 3 systems which are primarily built to support the organization of story elements by incorporating visual organizational elements, such as node-link diagrams [69], new visual metaphors [67], and borrowed, existing metaphors like whiteboards [122]. Therefore, the usage of visualizations and non-linear documents can be further explored to help organize story elements.

7.1.3 Developing and guiding the planning process (Table 3, row h). Most writers (~87%) in our questionnaire population mentioned that they created a tangible plan before their first draft to help weave elements together meaningfully, see Figure 6, guiding their process using various methods such as templates and AI. Templates include “Save the Cat”¹⁵ (P14 and), “Story Grid”¹⁶, and the “Snowflake” method¹⁷, available through spreadsheets and word documents,

¹⁴<https://www.sudowrite.com/>

¹⁵<https://savethecat.com/beat-sheets>

¹⁶<https://storygrid.com/>

¹⁷<https://www.advancedfictionwriting.com/articles/snowflake-method/>

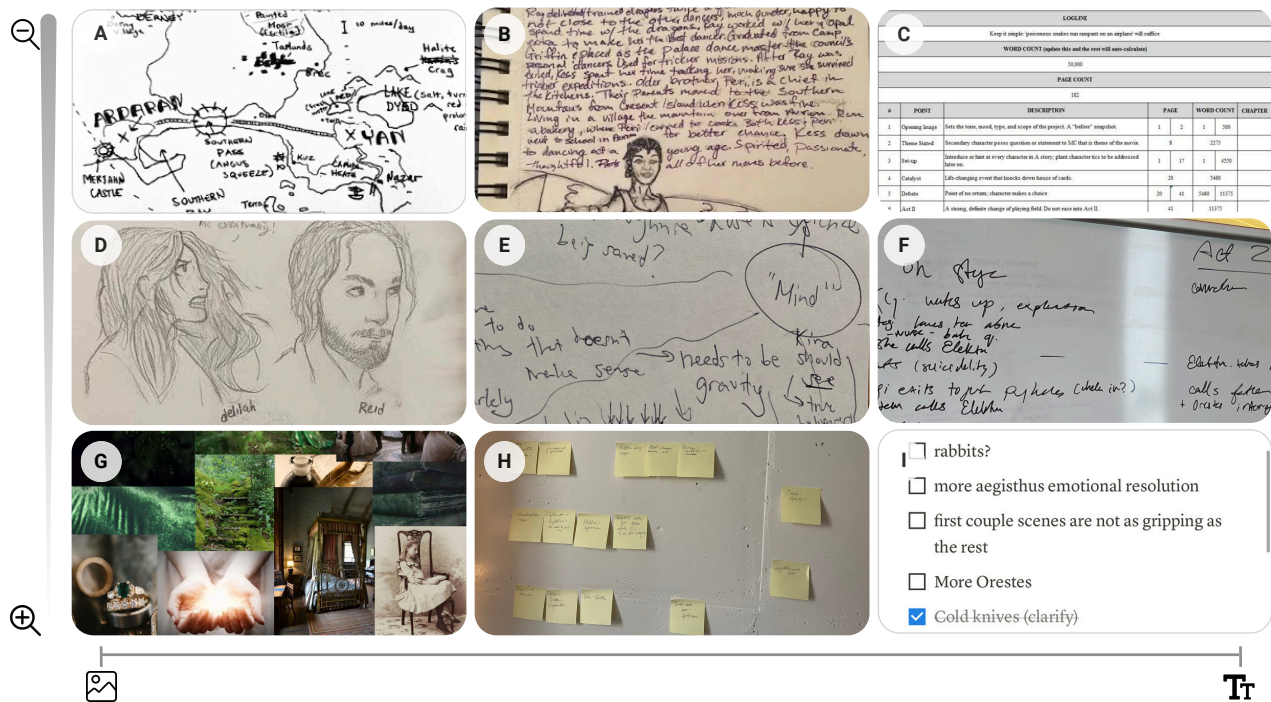


Figure 5: Artifacts shared by writers through our online survey representing different possibilities of representing text elements. The examples are arranged from image-based representations to text-based along the x-axis and at varying levels of specificity on the y-axis. Writers use representations like (A) maps, (B) character sheets, (C) spreadsheets, (D) character sketches, (E) mind maps, (F) act-level outlines, (G) mood boards, (H) spatially organized sticky notes and (I) bullet point notes.

or basic narrative shapes like the three-act structure (anon). However, these templates are static and may not suit everyone. Therefore, some create custom templates to organize their process using spreadsheets but find it “impossible to keep that in excel sheets or on paper ... [they] want it to be automated without any of [their] input” (anon). Others have adopted AI as a “guide in the outlining process” (anon) and found it helpful to “lay out a clear layout” (anon). Within research, we found that the majority of work on ways to guide the planning process was designed to assist children in using computer tutoring systems [44, 46, 49, 50, 86, 87, 120]. We only found one study within our literature review on this topic outside of the educational context [2].

7.1.4 *Creating representations for elements (Table 3, row i).* Writers generate various types of representations of text elements as supports and as a result of planning (Figure 6; see sample artifacts in Figure 5). At the project level and using fully visual representations, we have **maps** (Figure 5A) of the story world or **character sketches** (Figure 5D). These may be sketches, generative AI images (e.g., ArtBreeder), and writer-specific tools (e.g., Campfire, World Anvil). Maps are found to be useful for “imagery and coherence later on when writing” (anon), whereas images can support “character appearances or world building” (P20). **Mindmaps** (Figure 5E) are used to brainstorm ideas, structure plot points, and visualize the flow of writing, for example to “work out the logic and order of events in a visual map” (P15). Common mindmapping tools

include Obsidian, Scapple, Miro, and Freemind. **Moodboards** (Figure 5G) are another commonly used method for visualizing story elements, and are useful to “emphasize the atmosphere” (P4). The use of **sticky notes on a board** (Figure 5H) that can be coloured to categorize elements visually is also a common practice, e.g., in commercial tools like Scrivener or Wavemaker, or even on a wall, so writers can physically “rearrange them [...] to outline a plot” (P6). **Timelines** or linear sequences of story events are also used to track elements in stories like “how old everyone is in relation to each other” (P6) and to “visualize the flow of [their] writing” (P17). However, the most common approach for planning is **bullet-point notes** (Figure 5F, I) about the plot, characters, and setting, according to our empirical data. These plans are typically written on a whiteboard, notebook, note-taking application, or word processor.

Visual representations of text can boost creativity during writing [9, 16, 91] and offer an alternative way of writing stories [105]. However, visualization support is clearly not sufficient for writers, who feel “confined to viewing [their text] in a list format or building the whole thing from random shapes in Google Drawings” (P22) or just hand-drawing on paper. Within research, prior work has introduced interactive visualizations by allowing writers to visualize positioning in a scene [70], character’s intersectional identities [51], or a combination of these [1]. One non-conventional way of exploring characters within the text was proposed by Qin et al. [85] in which writers create avatars for their characters. Despite work on

representations of text elements, much of the literature [1] focuses on characters; visualization of other story elements remains largely unexplored.

Takeaway insights:

3. The role of AI within the ideation process and the implications of using AI for creativity should be further explored (§7.1.1).
4. Visualizations are used to aid with organizing and recollection of text elements like characters, locations, and plot, but tools to create visualizations are lacking (§7.1.2, §7.1.4).
5. Tools are needed to help writers organize their thoughts (§7.1.2 and guide them through initial planning so they can focus on the creative aspects of writing (§7.1.3).

7.2 Generation: Translating Elements into Text

The generation process involves translating ideas into words and has received the most attention. Various commercial tools address writers' needs during this process, and research has explored multiple ways to support generation, most recently using LLMs.

7.2.1 Creating a writing ecosystem (Table 3, rows m,n). For writers to write extensively, they need tools that keep them in their creative flow. Personal preferences guide the creation of a writing environment. Through an analysis of the different text editors writers typically used, we found there were four main categories that text editors belong to. Figure 4 shows an overview of these categories; more details can be found in Section B.2.

Writing environment (Table 3, row m) Writers recommend to “shop around for the solution that suits you best ... it's more a matter of feel than anything else” (anon). So, writers will often try various tools before settling on one, e.g., trying “scrivener, then vs code, then another on google docs, then novlr” (anon). For the commercial tools we surveyed, a text editor has three core dimensions: display format, target scope, and tool complexity. Text display format refers to how text is rendered by the tool (e.g., WYSIWYG vs. plain text). The target scope relates to the system's intended purpose, e.g., code editors (VS Code, Sublime Text) and writing-specific applications (Scrivener, wavemaker, yWriter). Lastly, tool complexity refers to the tool's number of features; it could contain many features (e.g., Campfire) or be simple (e.g., Notepad++). Ultimately, it comes down to personal preference, which combination writers choose. Some want a “tool that could help [them] stay focused and avoid distractions” (P13), while others prefer complex tools like Scrivener. Although there is a range of commercial tools for the writing environment, few studies have compared how writers use different text editors. Only one [2] compared how different commercial tools supported the generation process and explored writers' opinions about their writing environments [40]. The literature [1] has mainly focused on different methods for increasing creative immersion through time constraint [8], smell [39], virtual environments [41], subliminal messaging [43], and AI [102].

Ease of access (Table 3, row n) Another thing to note is that the ease of access of the tool also affects writers' abilities to finish

their writing. Most writers [3] prefer to do their writing on a computer; however, some write on their phones because they can “reread and drop in some details [while] in a line somewhere” (anon) while others “don't have a lot of time” so they “do a lot of writing on [their] phone” (anon). Writing on a mobile device can also feel liberating and allow for “thoughts to flow more easily” (anon), as writing on a computer can feel like “time to get down to business” and the desire for “perfectionism” makes it difficult to start writing (anon). A few [4] mentioned using fully mobile-based commercial tools (e.g., wordsmith and Catlooking Writer), however most simply use applications with cloud storage on mobile devices (e.g. Google Doc, Notion, Obsidian). We found two prior studies of these [5] (Jabberwocky [86] and StoryKit [10]).

7.2.2 Supporting non-linear writing (Table 3, row k). Writers [6] may jump from scene to scene and write non-linearly with respect to story order, see Figure 6. The order can be driven by excitement, e.g., P16 mentioned that they start writing from “a specific scene [they] see vividly [...] one that convinces [them] to want to write that story”, and P1, P14 will skip to scenes they are “particularly excited about”. At other times, writers skip away from a scene when they “feel stuck” (P20) or, on the contrary, grind through one to get it “out of the way” (P1). Few text editors facilitate non-linear writing. These [7] include writing-specific tools (e.g. Scivener, Dabble) or hypertext tools (e.g. Notion, Obsidian). The support for non-linear writing heavily depends on the software. For example, writers who use writer-specific tools break down “each chapter into its own section and each part of the chapter into smaller bits” (anon). Having smaller sections of text makes it “so much easier to find something” instead of “having to scroll and scroll” (anon). By contrast, writers [8] who use linear writing tools (e.g. Google Docs) try to create hypertext environments or label text segments using headers so they are shown in text outline features on the word processor. Little research [9] has looked at non-linear writing within WST beyond work on writing in hypertext environments during the late 1980s [112] and using hypertext for flexible storytelling [64]. Furthermore, all these methods boast the offer of “control”, meaning they rely on the writers to stay organized.

7.2.3 Intelligent support while writing (Table 3, row l). Writers [10] seek tools to help them conjure their ideas into words, with common options being rewording tools, thesauri, and dictionary tools. (which [11] qualify as “their favorite tools”). Some have also used LLM-based systems like ChatGPT but prefer not to “generate a paragraph completely” (P11) as what they look for are “words that fit the rhythm and flow” (P14). Many writers feel that LLMs “steal [writer's] voices and certainly don't help develop them” (P10), “only know how to write by ingesting human writers' work without permission or compensation” (anon), and “find it insulting when machines try to write for [them]” (P7). Despite these concerns, a great deal of research [12] has explored incorporating intelligent systems into the writing process and human-AI co-writing. Among research systems [13] that provide small amounts of outputs, some provide suggestions based on story elements [36, 57, 93], while others compare methods to show those suggestions [23, 109]. Much of the more recent research focuses on co-writing with AI by either

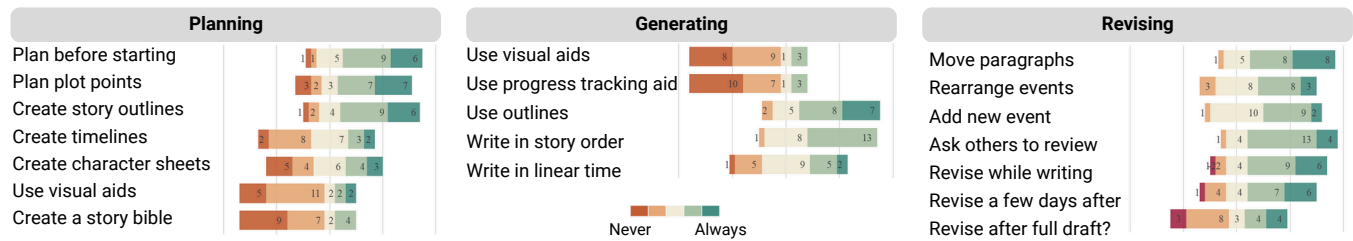


Figure 6: Likert ratings from our online questionnaire on questions related to their initial planning, generating, and revising processes.

taking turns while writing [19, 80, 88, 89, 98, 110], having the AI write the story based on the idea provided [55, 72, 73, 82, 84], or having it fill in missing components [75].

Takeaway insights:

- 6. There is a lack of research into tools that support non-linear writing practices (§7.2.2).
- 7. The relative merits of different creative writing workflows have yet to be analyzed in depth (§7.2.1).

7.3 Revision: Reflecting and Analyzing the Text

Writers view translating ideas into words as a creative process; they do not want AI involvement, but many employ AI during revisions. For many, what takes the “most time and is the most tedious is revision, developmental editing, and copy editing” (P16). Revisions typically refer to either copy editing or structural editing. Copy editing involves making surface-level changes that preserve the meaning of the text, while structural revision refers to large-scale changes that may alter the text’s meaning. Writers seek support for both types of editing, highlighting the need for personalized feedback, collaborative revision tools, and alternative ways of viewing their text.

7.3.1 *Editing with machines (Table 3, row q).* Writers may use intelligent systems to help improve the quality and readability of their text, hoping for tools that will detect inconsistencies and grammatical and other errors. For example, they want tools that will flag the “overuse of passive voice, overused words, overly complex sentences” (anon) and find “the right word for the right context” (anon). Existing commercial and research WSTs address these needs through grammar checking tools (e.g. Grammarly, Pro Writing Aid, Hemingway, and Day et al. [24]). However, grammar checkers are imperfect and often lack an understanding of literary style and genre expectations. For example, writers feel that Grammarly is unable to detect “a bunch of very obvious errors” (anon) and is unable to provide feedback on style specific to creative writing. P15 remarked that using ChatGPT for revision produces text that “doesn’t sound like [them], even if [they] send it an excerpt”. However, it could be useful “for beginners and people who use English as a second language” (anon) and P11 felt that AI helps with the initial polishing so they do not need to “push [their] friends to read the early version” of their draft. The literature within revision support revolves mainly around automatic feedback systems in

educational contexts [20, 26, 37, 49, 50, 87, 101]. Some systems expand on concepts from education for writers, measuring readability [79] and automatic metrics for measuring text creativity [124]. Other tools for revision include an algorithm for detecting missing information [76] or lexical inconsistencies [94]. However, these lack the personalized feedback that writers want.

7.3.2 *Editing with others (Table 3, row o).* Overall, we found that writers primarily use other people for text revision, see Figure 6. They look for feedback from other writers or editors in respect of the text organization and writing consistency, by “joining writing groups” (P19) and asking their “friends to suggest rephrase and grammar check” (P12). Many writers join online communities (e.g., Reddit, Discord) to connect with others to form a community of practice. There are also websites with resources on how to hire editors (e.g., Reddit) and editor-for-hire platforms (e.g. Reedsy).

7.3.3 *Supporting structural editing (Table 3, row r).* We found that writers make structural or substantive edits after finishing their first draft, as shown in Figure 6. For narrative texts, these types of edits typically identify issues with plot, pacing, characters, settings, themes, writing style, and genre appropriateness. Structural revision can be tedious; one writer mentioned they wished for a tool to help “move around large chunks of text (such as entire chapters) within Google Docs” (P7). Although WSTs like Scrivener, novelWriter, or Dabble can shift large amounts of text, they require writers to segment their text preemptively. Interestingly, writers mentioned that revising the order of the scenes can introduce suspense and stimulate creativity. For example, writers may “only realize later there’s a better alternative or that an idea could be expressed in a very different way” (anon). We did not find literature that addresses structural revision support. In our secondary search, we found that hypertext environments can help segment and restructure texts [112] dating back to the late 1980s. The usefulness of hypertext for restructuring long texts has been implemented in WSTs such as Scrivener and Notion, showing how seminal concepts have been integrated into current creative writing workflows.

7.3.4 *Using alternative ways of seeing the text (Table 3, row p).* Writers mentioned a need during revision for alternative views of their text to support reflection and encourage better writing. P16 felt that simply revising using a print of “the entire manuscript and edit it on paper or e-ink tablet [...] helps tremendously with getting a fresh perspective and improving prose”. Others find that reading the text “out-loud” can help them “fine-tune dialog” (P19 and

Sir_Parzival), “discover repetition” (anon), and “try new words” (anon) as “listening to someone reading” the text is a “different way of digesting a story” (Otto Lovechild). P19 said this is common practice in playwriting. It would be possible to use text-to-speech tools with good intonation contours prior to hiring actors to act out their plays. Some writers prefer to use text media and rewrite a scene from a different genre or point-of-view, whereas others prefer using pen and paper to edit their draft as it allows them to see the text differently, while still others use tablets to annotate documents during editing since it allows for freehand notes and to “organize the notes in a more visual way, with tags, colors” (Notamugokai). However, transferring annotations from either paper or tablet into a working text document is time-consuming. Research has proposed tools that automatically incorporate changes into the working document by placing a pre-set annotation markup [107]. Fully visual representations can also help; for example, Hoque et al. [52] visualized character interactions using natural language processing to allow readers to identify potential biases in the text. Most prior research focuses on text-based approaches by generating texts in alternative styles or presents multiple variations of the text [11, 32, 78, 81, 123].

Takeaway insights:

8. Tools should offer writers more control over accepting machine-generated suggestions to the text and provide more personalized feedback (§7.3.1).
9. There is a lack of research on alternative representations of the text to help view the text as a whole and aid with large-scale changes (§7.3.4, §7.3.3).

7.4 Monitoring: Interconnected Nature of Writing Processes

Research mainly regards each process within writing in isolation; however, writing intertwines the processes together. The only exception we found is HARRY [50], a tutoring system for children learning to write narratives. Some literature supports monitoring multiple processes in one tool [9, 13, 26, 44, 64, 70, 74, 93, 102, 107, 109, 110], but they are limited in their scope, focusing on streamlining two processes. Despite commercial WSTs attempting to support the whole process (e.g., Scrivener), fragmented workflows still exist in practice. Writers often use multiple tools with little support for connecting processes. For example, they may use “OneNote for character profiles, Google Docs for my word processor, Plottr to organize my timeline and outline, and [...] Grammarly for basic grammar.” (anon). Staying organized and keeping track of writing progress is difficult; therefore, writers need tools to help with managing large projects and monitoring progress.

7.4.1 Managing large projects (Table 3, row t). Writers who take on large projects, such as writing a novel, mention the importance of a task management system to keep track of deadlines and progress. They often struggle with management tasks, from “keeping track of materials” to “keeping the momentum [and] get[ting] back to the driving action” (P14). Many use Scrivener to help organize and manage the writing task; however, some feel that its

“learning curve isn’t worth the effort” (P5) and it lacks “better ways of customizing the formatting” (anon) to make it work for their own workflow. Writers turn to general-purpose commercial note-taking tools and spreadsheets to support their needs in managing large writing tasks, for example, using Notion to make a “checklist for what [they] need to focus on in the story” (P21) or creating an “enormous Google Sheet to keep track of everything [they] could possibly need from plot to timeline to daily calendar to word count” (anon).

7.4.2 Peripheral reminders (Table 3, row s). Writers also mention having notes in their peripheral vision so they can easily switch between processes. P4 stated they “refer to them between scenes to keep myself on track” while P9 “keep[s] [their] outline open next to [their] drafting document”. Typically, these peripheral reminders are used to ensure that “there are no logic or consistency issues” (P2), as “aids to keep [themselves] from forgetting the plot” (P6), and to “keep track of progress and set writing goals” (anon). Using a combination of tools may be useful. Still, some writers mention that what is missing is “an easy way to reflect on the entire structure” (anon) and “better tools for making notes while writing” (anon). Commercial tools (e.g. Scrivener) include various sidebars for displaying external notes, but these multiple views add complexity to interfaces, which increases the mental load on writers during an already cognitively demanding task. Therefore, writers may use a combination of physical whiteboards, to-do lists, spreadsheets, calendars, and visual organizing tools. One prior piece of work by Singh et al. [102] explored where and how to incorporate story elements within the writing environment.

Takeaway insights:

10. Segmenting the creative writing process comes at the cost of understanding writing practice holistically and results in fragmented workflows (§7.4.1, §7.4.2).

8 DISCUSSION

While staying grounded from our triangulation of data, we discuss promising avenues for future research within WSTs for creative writing. We focus our discussions on which aspects of the creative writing process remain unmet and touch on aspects partially met by existing tools and could be expanded upon. We center our opportunities around the role of AI, the pre-writing phase, improving existing workflows, and the untapped potential of text visualizations. In our discussion, we refer to “Takeaway insights” summarized in the grey boxes from previous sections as **TA.1**, **TA.2**, etc..


8.1 Reflection on the Role of Tools

We aimed to connect writers’ needs with commercial and research proposed WST. We observed that existing literature often targets isolated parts of the creative writing process rather than addressing it holistically, as commercial tools do. This can be explained by the difficulty within research in looking at the process holistically. Instead, a clear scope and intended goal is more amenable to innovation. HCI researchers strive to understand users’ needs and values to design systems that match their existing workflows and expectations and introduce new interaction methods. These approaches aim to align abstractions in computational tools with

users. However, creative work is multi-faceted, with undefined end goals and ever-evolving practices that are difficult to design for [17]. We ponder what an overarching goal for WST development should be. Should it be to help writers create more work (productivity), improve their work (quality), or democratize creative writing to make it within reach of more people (accessibility)? Thus, reflecting on the role of tools within the creative writing context should not be overlooked when developing future WST [17].

HCI researchers should also remain cognizant of the power we, as tool designers, hold over the population we aim to serve. Steering computing tools towards certain interaction patterns indirectly instructs how the tasks *should* be completed [6, 62]. For instance, most WSTs enforce linear writing as they adopt the design of conventional word processors, which poorly support the creative writers' needs. Although some writers have adopted new non-linear hypertext systems like Notion and Scrivener, many still use linear writing systems as they are familiar and align with what might be perceived as the norm. Therefore, with our survey, we hope to prevent "*reinventing the wheel*" and shed light on current practices and unmet needs to help identify the gaps within research while cautioning against normative grounds.

8.2 The Potential Roles of AI

Many writers feel AI-generated stories undermine creative writing, providing undue shortcuts that hinder novice writers' skill development. Current AI applications often feel too independent, making writers dissatisfied with the lack of control. Rather, AI should act in the background to enhance the writer's control over their creative process and provide writers with agency and control over the final decision. This can manifest within organizational support applications that help writers automatically cluster notes based on a project or ideas (TA.2, TA.5). Future research could shift the role of AI as a supportive muse rather than an intrusive co-creator. Both prior literature [15, 18] and writers  have explored using AI to support the brainstorming process during planning (TA.3). Moreover, researchers still have room to explore personalization using AI systems through revision feedback (TA.8) like finding the right words, rephrasing, and improving style consistency. Beyond copy editing, AI has shown promise in its ability to detect plot holes for structural editing, but there still remains a gap in WST that can support large-scale changes. Other writing contexts, like academic writing, have looked at generating automatic summaries for revision support [22], so we believe researchers can use inspiration from other writing contexts.

8.3 Passive Exploration Tools for Pre-writing

The pre-writing stage of creative writing involves unguided explorations and passive information gathering. We found this phase of the creative writing process significantly underexplored (TA.1) despite there being many unmet needs, such as keeping a record and supporting the recall of sources of inspiration, capturing the initial spark, and organizing ideas (TA.2). Research could investigate ways of supporting recollection of inspirations, similar to Sadauskas et al.'s [92] work. Organizational tools could help reduce the mental load by storing scattered notes and ideas for easy recollection. As

pre-writing is not well explored, it is unclear what writers specifically use as inspiration due to writer's preferences and writing goals. Longitudinal studies following the writer's inspiration process are needed.

8.4 Building Tools that Integrate into Existing Processes

Writers value tools that integrate well into their current workflow. Therefore, research that enhances existing commercial tools and practices would assist in improving their current workflow (TA.10). Future work can explore how different commercial tools work together in a single workflow, expanding upon Gonçalves et al. [40]. Additionally, there is a lack of recent research within WST on non-linear writing practices (TA.6). With writers placing writing materials in their peripheral view, looking into the type of information that could be shown and how it should be shown in writing interfaces is a promising avenue for future work. Many writers like to use physical materials to edit their text or make annotations as they read along. With the rising popularity of hypertext-based software like Notion, we believe that future works can look to research on active reading as it is an active research area that incorporates tools for interactive text and document annotation on tablets (e.g. [48, 71, 108]). Using tablets would support interactions with text akin to writing with pen and paper.

8.5 Using Diverse Visual Representations

Visuals play a crucial role in most writers' workflow. We see the potential for visualizations to play a role in many if not all, aspects of the writing process. Visual representations can be used during pre-writing to support unguided explorations and organization of ideas (TA.2) or active ideation during the planning process (TA.4). Visuals can be used as a reference and as reminders during writing. It can also represent the text through an alternative perspective to support exploration and reflection (TA.9). The type of visualization used depends on the writer's goal. Some may use visuals to gain an overview of their text. In contrast, others may use it to help organize their thought process by visually grouping ideas. As visuals are a different medium from text, writers can maintain a clear separation between it and their story text, making it easier to compartmentalize different parts of their workflow without increasing the cognitive load [104]. Despite the potential and capabilities of visual representations, there is a considerable lack of diversity in the types of visualizations available in commercial tools. Writers are often limited to mood boards, mind maps, timelines, and flow diagrams, which are insufficient to meet their needs.

We propose that future work could examine more interactive and varied visualizations to accommodate different personal preferences and exploration methods better. Interactions between visualizations and text should be bidirectional to support active brainstorming, exploration, and reflection. Currently, most visualizations explored by previous literature [1, 51, 52, 85] and commercial tools serve as an output for reflection on the story but limits the exploration potential of alternative representations. Existing work can borrow visualizations from other research areas such as story comprehension [58], game design [125], and collaborative writing [116]. AI could be used to extract information and continuously update the

visualizations, reducing the workload of writers. Backward changes, such as changing character attributes using visuals, could ripple into the text through suggestions generated by intelligent systems. However, the system must avoid changing the text automatically as it infringes on the writer's creative control over their work.

8.6 Limitations

The main limitations of our work stem from the diversity of writers represented in our data and the scope of our review. Our study predominantly included those active on the *r/Writing* subreddit, who tend to have higher acceptance and adoption rates for new technology. Thus, this may not represent the broader population of creative writers, particularly those less inclined to use digital platforms. Additionally, the subreddit primarily focuses on discussions surrounding fiction novel writing, therefore it lacks representation of other creative writing domains (e.g. poetry, reflective journaling, scriptwriting). We analyzed the writing process through the lens of the tools used by writers. This focus led us to filter out comments and posts discussing a writer's process that did not explicitly mention tools. As our focus was on explicitly stated WST, we excluded research works focused on story comprehension and story development tools from areas like game design or interactive storytelling. So, future research could explore different types of creative writing and a broader range of WST for a more comprehensive understanding of existing literature. Our work's main purpose is to provide an overview and analysis of how WST in the commercial sector and research assist writers in connecting the different pieces of their creative work.

9 CONCLUSION

Research on WST has surged in recent years, especially after the introduction of LLMs for writing. However, the creative writing process and how tools to support creative writers' needs has been largely overlooked. Through a triangulation of WST in literature, commercial WST, and writer discussions, we identified several pockets of unmet needs within the creative writing process, specifically surrounding pre-writing, organization, and visualization. These insights suggest directions for future research to develop tools that better meet creative writers' evolving needs. This work aims to foster a deeper understanding of the writer's needs and how to create WST to enhance the writer's creative process. Just as the way people write has changed over the past decades, tools that facilitate the writing process need to follow suit. The design of WST has shaped the writing process and created writing needs that are co-evolving side-by-side.

ACKNOWLEDGMENTS

This work was supported by NAVER corporation as a part of the NAVER-Wattpad-University of Toronto research center and by an NSERC Discovery Grant.

REFERENCES

- [1] Evelin Amorim, Ricardo Campos, Alipio Jorge, Pedro Mota, and Rúben Almeida. 2024. text2story: A Python Toolkit to Extract and Visualize Story Components of Narrative Text. In *Proceedings of the 2024 Joint International Conference on Computational Linguistics, Language Resources and Evaluation (LREC-COLING 2024)*. ELRA and ICCL, Torino, Italia, 15761–15772.
- [2] Atsushi Ashida and Tomoko Kojiri. 2019. Plot-creation support with plot-construction model for writing novels. *Journal of Information and Telecommunication* 3, 1 (Jan. 2019), 57–73. <https://doi.org/10.1080/24751839.2018.1531232>
- [3] Christine M Bahr, Nickola W Nelson, and Adelia M Van Meter. 1996. The effects of text-based and graphics-based software tools on planning and organizing of stories. *Journal of learning disabilities* 29, 4 (1996), 355–370.
- [4] Mieke Bal. 2009. *Narratology: Introduction to the theory of narrative*. University of Toronto Press, Toronto, Canada.
- [5] Paulo Bala, Stuart James, Alessio Del Bue, and Valentina Nisi. 2022. Writing with (Digital) Scissors: Designing a Text Editing Tool for Assisted Storytelling Using Crowd-Generated Content. In *Int. Conf. on Interactive Digital Storytelling (ICIDS '22)*. Springer-Verlag, Cham, 139–158. https://doi.org/10.1007/978-3-031-22298-6_9
- [6] Dan Bennett, Oussama Metatla, Anne Roudaut, and Elisa D. Mekler. 2023. How does HCI Understand Human Agency and Autonomy?. In *Proc. of CHI Conf. on Human Factors in Computing Systems* (Hamburg, Germany) (CHI '23). Association for Computing Machinery, New York, NY, USA, Article 375, 18 pages. <https://doi.org/10.1145/3544548.3580651>
- [7] Mark Bernstein. 2002. Storyspace 1. In *Proc. of the thirteenth ACM conference on Hypertext and hypermedia (HYPERTEXT '02)*. ACM, New York, NY, USA, 172–181. <https://doi.org/10.1145/513338.513383>
- [8] Michael Mose Biskjaer, Jonas Frich, Lindsay MacDonald Vermeulen, Christian Remy, and Peter Dalsgaard. 2019. How Time Constraints in a Creativity Support Tool Affect the Creative Writing Experience. In *Proc. of European Conf. on Cognitive Ergonomics* (BELFAST, United Kingdom) (ECCE '19). Association for Computing Machinery, New York, NY, USA, 100–107. <https://doi.org/10.1145/3335082.3335084>
- [9] Robert P. Biuk-Aghai, Christopher Kelen, and Hari Venkatesan. 2008. Visualization of Interactions in Collaborative Writing. In *IEEE Int. Conf. on Digital Ecosystems and Technologies (IEEE Int. Conf. on Digital Ecosystems and Technologies)*. IEEE, Phitsanuloke, Thailand, 34+.
- [10] Elizabeth Bonsignore, Alexander J. Quinn, Allison Druin, and Benjamin B. Bederson. 2013. Sharing Stories "in the Wild": A Mobile Storytelling Case Study Using StoryKit. *ACM Trans. Comput.-Hum. Interact.* 20, 3, Article 18 (July 2013), 38 pages. <https://doi.org/10.1145/2491500.2491506>
- [11] Kyle Booten and Katy Ilonka Gero. 2021. Poetry Machines: Eliciting Designs for Interactive Writing Tools from Poets. In *Proceedings of the 13th Conference on Creativity and Cognition* (Virtual Event, Italy) (C&C '21). Association for Computing Machinery, New York, NY, USA, Article 51, 5 pages. <https://doi.org/10.1145/3450741.3466813>
- [12] Tuhin Chakrabarty, Vishakh Padmakumar, Faeze Brahma, and Smaranda Muresan. 2024. Creativity Support in the Age of Large Language Models: An Empirical Study Involving Professional Writers. In *Proc. of Conf. on Creativity and Cognition* (Chicago, IL, USA) (C&C '24). Association for Computing Machinery, New York, NY, USA, 132–155. <https://doi.org/10.1145/3635636.3656201>
- [13] Justin Cheng, Laewoo Kang, and Dan Cosley. 2013. Storeys: designing collaborative storytelling interfaces. In *CHI '13 Extended Abstracts on Human Factors in Computing Systems* (Paris, France) (CHI EA '13). Association for Computing Machinery, New York, NY, USA, 3031–3034. <https://doi.org/10.1145/2468356.2479603>
- [14] Pei-Yu Chi and Henry Lieberman. 2010. Raconteur: from intent to stories. In *Proc. of Intelligent User Interfaces* (Hong Kong, China) (IUI '10). Association for Computing Machinery, New York, NY, USA, 301–304. <https://doi.org/10.1145/1719970.1720016>
- [15] Jean-Peic Chou, Alexa Fay Siu, Nedim Lipka, Ryan Rossi, Franck Démoncourt, and Maneesh Agrawala. 2023. TaleStream: Supporting Story Ideation with Trope Knowledge. In *Proc. of Sym. User Interface Software and Technology* (San Francisco, CA, USA) (UIST '23). Association for Computing Machinery, New York, NY, USA, Article 52, 12 pages. <https://doi.org/10.1145/3586183.3606807>
- [16] Sharon Lynn Chu and Francis Quek. 2014. The effects of visual contextual structures on children's imagination in story authoring interfaces. In *Proc. of the 2014 Conf. on Interaction Design and Children (IDC '14)*. ACM, 329–332. <https://doi.org/10.1145/2593968.2610484>
- [17] John Joon Young Chung, Shiqing He, and Eytan Adar. 2021. The Intersection of Users, Roles, Interactions, and Technologies in Creativity Support Tools. In *Proc. of Designing Interactive Systems* (Virtual Event, USA) (DIS '21). Association for Computing Machinery, 1817–1833. <https://doi.org/10.1145/3461778.3462050>
- [18] John Joon Young Chung, Wooseok Kim, Kang Min Yoo, Hwaran Lee, Eytan Adar, and Minsuk Chang. 2022. TaleBrush: Sketching Stories with Generative Pre-trained Language Models. In *Proc. of CHI Conf. on Human Factors in Computing Systems* (CHI '22). <https://doi.org/10.1145/3491102.3501819>
- [19] Elizabeth Clark, Anne Spencer Ross, Chenhao Tan, Yangfeng Ji, and Noah A. Smith. 2018. Creative Writing with a Machine in the Loop: Case Studies on Slogans and Stories. In *Proc. of Intelligent User Interfaces* (IUI '18). 329–340. <https://doi.org/10.1145/3172944.3172983>
- [20] Steve Connolly and Andrew Burn. 2019. The Story Engine: offering an online platform for making 'unofficial' creative writing work. *Literacy* 53, 1 (Jan. 2019), 30–38. <https://doi.org/10.1111/lit.12138>

- [21] Mihaly Csikszentmihalyi. 1997. Flow and the psychology of discovery and invention. *HarperPerennial, New York* 39 (1997), 1–16.
- [22] Hai Dang, Karim Benharrak, Florian Lehmann, and Daniel Buschek. 2022. Beyond Text Generation: Supporting Writers with Continuous Automatic Text Summaries. In *Proc. of Sym. User Interface Software and Technology (UIST '22)*. ACM, Article 98, 13 pages. <https://doi.org/10.1145/3526113.3545672>
- [23] Hai Dang, Sven Goller, Florian Lehmann, and Daniel Buschek. 2023. Choice Over Control: How Users Write with Large Language Models using Diegetic and Non-Diegetic Prompting. In *Proc. of CHI Conf. on Human Factors in Computing Systems (CHI '23)*. ACM, Article 408, 17 pages. <https://doi.org/10.1145/3544548.3580969>
- [24] John T Day. 1988. Writers's workbench: A useful aid, but not a cure-all. *Computers and Composition* 6, 1 (1988), 63–78.
- [25] Giulia Di Fede, Davide Rocchesso, Steven P. Dow, and Salvatore Andolina. [n. d.]. The Idea Machine: LLM-based Expansion, Rewriting, Combination, and Suggestion of Ideas. In *Proc. of Conf. on Creativity and Cognition (2022) (C&C '22)*. ACM, 623–627. <https://doi.org/10.1145/3527927.3535197>
- [26] Xiaoxuan Fang, Kai Guo, and Davy Tsz Kit Ng. 2024. Sudowrite: Co-Writing Creative Stories with Artificial Intelligence. *RELC journal* (April 2024). <https://doi.org/10.1177/00336882241250109>
- [27] Casey Fiesler, Michael Zimmer, Nicholas Proferes, Sarah Gilbert, and Naiyan Jones. 2024. Remember the human: A systematic review of ethical considerations in reddit research. *Proc. of the ACM on Human-Computer Interaction* 8, GROUP (2024), 1–33.
- [28] Linda Flower and John R. Hayes. 1981. A Cognitive Process Theory of Writing. *College Composition and Communication* 32, 4 (1981), 365–387.
- [29] Jonas Frich, Michael Mose Biskjaer, and Peter Dalsgaard. 2018. Why HCI and Creativity Research Must Collaborate to Develop New Creativity Support Tools. In *Proc. of the Technology, Mind, and Society (TechMindSociety '18)*. ACM, Article 10, 6 pages. <https://doi.org/10.1145/3183654.3183678>
- [30] Jonas Frich, Lindsay MacDonald Vermeulen, Christian Remy, Michael Mose Biskjaer, and Peter Dalsgaard. 2019. Mapping the Landscape of Creativity Support Tools in HCI. In *Proc. of CHI Conf. on Human Factors in Computing Systems (CHI '19)*. ACM, 1–18. <https://doi.org/10.1145/3290605.3300619>
- [31] Jonas Frich, Michael Mose Biskjaer, and Peter Dalsgaard. 2018. Twenty Years of Creativity Research in Human-Computer Interaction: Current State and Future Directions. In *Proc. of Designing Interactive Systems (DIS '18)*. ACM, New York, NY, USA, 1235–1257. <https://doi.org/10.1145/3196709.3196732>
- [32] Richard P. Gabriel, Jilin Chen, and Jeffrey Nichols. 2015. InkWell: A Creative Writer's Creative Assistant. In *Proc. of the 2015 ACM SIGCHI Conf. on Creativity and Cognition (C&C '15)*. ACM, New York, NY, USA, 93–102. <https://doi.org/10.1145/2757226.2757229>
- [33] D Randy Garrison, Martha Cleveland-Innes, Marguerite Koole, and James Kappelman. 2006. Revisiting methodological issues in transcript analysis: Negotiated coding and reliability. *The internet and higher education* 9, 1 (2006), 1–8.
- [34] Katy Ilonka Gero, Alex Calderwood, Charlotte Li, and Lydia B. Chilton. 2022. A Design Space for Writing Support Tools Using a Cognitive Process Model of Writing. In *In2Writing 2022*. 11–24.
- [35] Katy Ilonka Gero, Tao Long, and Lydia B Chilton. 2023. Social Dynamics of AI Support in Creative Writing. In *Proc. of CHI Conf. on Human Factors in Computing Systems (CHI '23)*. ACM, Article 245, 15 pages. <https://doi.org/10.1145/3544548.3580782>
- [36] Maliheh Ghajargar, Jeffrey Bardzell, and Love Lagerkvist. 2022. A Redhead Walks into a Bar: Experiences of Writing Fiction with Artificial Intelligence. In *Proc. of the 25th Int. Academic Mindtrek Conf. (Academic Mindtrek '22)*. ACM, New York, NY, USA, 230–241. <https://doi.org/10.1145/3569219.3569418>
- [37] Andrew Gibson, Adam Aitken, Ágnes Sándor, Simon Buckingham Shum, Cherie Tsingos-Lucas, and Simon Knight. 2017. Reflective writing analytics for actionable feedback. In *Proceedings of the Seventh International Learning Analytics & Knowledge Conference (Vancouver, British Columbia, Canada) (LAK '17)*. Association for Computing Machinery, New York, NY, USA, 153–162. <https://doi.org/10.1145/3027385.3027436>
- [38] Amie Goldberg, Michael Russell, and Abigail Cook. 2003. The Effect of Computers on Student Writing: A Meta-analysis of Studies from 1992 to 2002. *The Journal of Technology, Learning and Assessment* 2, 1 (2003). Number: 1.
- [39] Frederica Gonçalves, Diogo Cabral, Pedro Campos, and Johannes Schoening. 2017. I Smell Creativity: Exploring the Effects of Olfactory and Auditory Cues to Support Creative Writing Tasks. In *INTERACT (Lecture Notes in Computer Science, Vol. 10514)*, R Bernhaupt, G Dalvi, A Joshi, DK Balkrishan, J oneill, and M Winckler (Eds.), 165–183. https://doi.org/10.1007/978-3-319-67684-5_11
- [40] Frederica Gonçalves and Pedro Campos. 2017. Understanding and Evaluating the User Interface Design for Creative Writing. In *Proc. of the European Conf. on Cognitive Ergonomics (ECCE '17)*. ACM, New York, NY, USA, 85–92. <https://doi.org/10.1145/3121283.3121298>
- [41] Frederica Gonçalves and Pedro Campos. 2018. Mild Place Illusion: A Virtual Reality Factor to Spark Creativity in Writing. In *Proc. of the 36th European Conf. on Cognitive Ergonomics (ECCE '18)*. ACM, New York, NY, USA. <https://doi.org/10.1145/3232078.3232085>
- [42] Frederica Gonçalves, Pedro Campos, Julian Hanna, and Simone Ashby. [n. d.]. You're the Voice: Evaluating User Interfaces for Encouraging Underserved Youths to express themselves through Creative Writing. In *Proc. of Conf. on Creativity and Cognition (2015) (C&C '15)*. ACM, 63–72. <https://doi.org/10.1145/2757226.2757236>
- [43] Frederica Gonçalves, Ana Caraban, Evangelos Karapanos, and Pedro Campos. 2017. What Shall I Write Next? Subliminal and Supraliminal Priming as Triggers for Creative Writing. In *Proc. of the European Conf. on Cognitive Ergonomics (ECCE '17)*. ACM, New York, NY, USA, 77–84. <https://doi.org/10.1145/3121283.3121294>
- [44] Julius Goth, Alok Baikadi, Eun Ha, Jonathan Rowe, Bradford Mott, and James Lester. 2010. Exploring individual differences in student writing with a narrative composition support environment. In *Proc. of the NAACL HLT 2010 Workshop on Computational Linguistics and Writing: Writing Processes and Authoring Aids (CL&W '10)*. Association for Computational Linguistics, USA, 56–64.
- [45] Andrea Guarneri, Laura A. Ripamonti, Francesco Tissoni, Marco Trubian, Dario Maggiorini, and Davide Gadia. 2017. GHOST: a GHOSTory-writer. In *Proc. on Italian SIGCHI Chapter (CHIItaly '17)*. ACM. <https://doi.org/10.1145/3125571.3125580>
- [46] Karin Harbusch, Gergana Itsova, Ulrich Koch, and Christine Kuehner. 2008. The Sentence Fairy: a natural-language generation system to support children's essay writing. *Computer Assisted Language Learning* 21, 4 (2008), 339–352. <https://doi.org/10.1080/09588220802343496>
- [47] James Hartley, Michael Howe, and Wilbert McKeachie. 2001. Writing through time: longitudinal studies of the effects of new technology on writing. *British Journal of Educational Technology* 32, 2 (2001). <https://doi.org/10.1111/1467-8535.00185>
- [48] Andrew Head, Kyle Lo, Dongyeop Kang, Raymond Fok, Sam Skjonsberg, Daniel S Weld, and Marti A Hearst. 2021. Augmenting scientific papers with just-in-time, position-sensitive definitions of terms and symbols. In *Proc. of CHI Conf. on Human Factors in Computing Systems (CHI '21)*. 1–18.
- [49] CE Holdich and PWH Chung. 2003. A 'computer tutor' to assist children develop their narrative writingskills: conferencing with HARRY. *Int. Jour. of Human-Computer Studies* 59, 5 (Nov. 2003), 631–669. [https://doi.org/10.1016/S1071-5819\(03\)00086-7](https://doi.org/10.1016/S1071-5819(03)00086-7)
- [50] CE Holdich, PWH Chung, and RG Holdich. 2004. Improving children's written grammar and style: revising and editingwith HARRY. *Computers & EDUCATION* 42, 1 (Jan. 2004), 1–23. [https://doi.org/10.1016/S0360-1315\(03\)00052-6](https://doi.org/10.1016/S0360-1315(03)00052-6)
- [51] Md Naimul Hoque, Bhavya Ghai, and Niklas Elmqvist. 2022. DramatVis Personae: Visual Text Analytics for Identifying Social Biasesin CreativeWriting. In *Proc. of Designing Interactive Systems (DIS '22)*. 1260–1276. <https://doi.org/10.1145/3532106.3533526>
- [52] Md Naimul Hoque, Bhavya Ghai, Kari Kraus, and Niklas Elmqvist. 2023. POR-TRAYAL: Leveraging NLP and Visualization for Analyzing FictionalCharacters. In *Proc. of Designing Interactive Systems (DIS '23)*. 74–94. <https://doi.org/10.1145/3563657.3596000>
- [53] Md Naimul Hoque, Tasfia Mashiat, Bhavya Ghai, Cecilia D. Shelton, Fanny Chevalier, Kari Kraus, and Niklas Elmqvist. [n. d.]. The HallMark Effect: Supporting Provenance and Transparent Use of Large Language Models in Writing with Interactive Visualization. In *Proc. of CHI Conf. on Human Factors in Computing Systems (2024) (CHI '24)*. ACM. <https://doi.org/10.1145/3613904.3641895>
- [54] Chieh-Yang Huang, Shih-Hong Huang, and Ting-Hao Kenneth Huang. 2020. Heteroglossia: In-Situ Story Ideation with the Crowd. In *Proc. of CHI Conf. on Human Factors in Computing Systems (CHI '20)*. ACM, 1–12. <https://doi.org/10.1145/3313831.3376715>
- [55] A. Jaya and G. V. Uma. 2010. An intelligent system for semi-automatic story generation for kids using ontology. In *Proc. of ACM Bangalore Conf. (COMPUTE '10)*. ACM, New York, NY, USA. <https://doi.org/10.1145/1754288.1754296>
- [56] Michael Joyce. 1991. Storyspace as a hypertext system for writers and readers of varying ability. In *Proc. of the Third Annual ACM Conference on Hypertext (HYPERTEXT '91)*. ACM, 381–387. <https://doi.org/10.1145/122974.125110>
- [57] Hasindu Kariyawasam, Amashi Niwarthana, Alistar Palmer, Judy Kay, and Anusha Withana. 2024. Appropriate Incongruity Driven Human-AI Collaborative Tool to Assist Novices in Humorous Content Generation. In *Proc. of Intelligent User Interfaces (IUI '24)*. ACM, New York, NY, USA, 650–659. <https://doi.org/10.1145/3640543.3645161>
- [58] Nam Wook Kim, Benjamin Bach, Hyejin Im, Sasha Schriber, Markus Gross, and Hanspeter Pfister. 2018. Visualizing Nonlinear Narratives with Story Curves. *IEEE Transactions on Visualization and Computer Graphics* 24, 1 (2018), 595–604. <https://doi.org/10.1109/TVCG.2017.2744118>
- [59] Otto Kruse and Christian Rapp. 2023. Word Processing Software: The Rise of MS Word. In *Digital Writing Technologies in Higher Education: Theory, Research, and Practice*, Otto Kruse, Christian Rapp, Chris M. Anson, Kalliopi Benetos, Elena Cotos, Ann Devitt, and Antonette Shibani (Eds.). Springer Int. Publishing, 15–32. https://doi.org/10.1007/978-3-031-36033-6_2
- [60] Brian M. Landry. [n. d.]. Storytelling with digital photographs: supporting the practice, understanding the benefit. In *CHI Extended Abstracts on Human Factors in Computing Systems (2008) (CHI EA '08)*. ACM, 2657–2660. <https://doi.org/10.1145/1355557.1355571>

- //doi.org/10.1145/1358628.1358738
- [61] Mina Lee, Katy Ilonka Gero, John Joon Young Chung, Simon Buckingham Shum, Vipul Raheja, Hua Shen, Subhashini Venugopalan, Thiemo Wambsgans, David Zhou, Emad A. Alghamdi, Tal August, Avinash Bhat, Madiha Zahrah Choksi, Senjuti Dutta, Jin L.C. Guo, Md Naimul Hoque, Yewon Kim, Simon Knight, Seyed Parsa Neshaei, Antonette Shibani, Disha Shrivastava, Lila Shroff, Agnia Sergejuk, Jessi Stark, Sarah Sterman, Sitong Wang, Antoine Bosselut, Daniel Buschek, Joseph Chee Chang, Sherol Chen, Max Kreminski, Joonsuk Park, Roy Pea, Eugenia Ha Rim Rho, Zejiang Shen, and Pao Siangliulue. 2024. A Design Space for Intelligent and Interactive Writing Assistants. In *Proceedings of the 2024 CHI Conference on Human Factors in Computing Systems* (Honolulu, HI, USA) (CHI '24). Association for Computing Machinery, New York, NY, USA, Article 1054, 35 pages. <https://doi.org/10.1145/3613904.3642697>
- [62] Jingyi Li, Eric Rawn, Jacob Ritchie, Jasper Tran O'Leary, and Sean Follmer. 2023. Beyond the Artifact: Power as a Lens for Creativity Support Tools. In *Proc. of Sym. User Interface Software and Technology (UIST '23)*. Association for Computing Machinery, Article 47, 15 pages. <https://doi.org/10.1145/3586183.3606831>
- [63] Susan Lin, Jeremy Warner, J.D. Zamfirescu-Pereira, Matthew G Lee, Sauhard Jain, Shanjing Cai, Piyawat Lertvittayakumjorn, Michael Xuelin Huang, Shumin Zhai, Bjoern Hartmann, and Can Liu. 2024. Rambler: Supporting Writing With Speech via LLM-Assisted Gist Manipulation. In *Proc. of CHI Conf. on Human Factors in Computing Systems* (Honolulu, HI, USA) (CHI '24). ACM, Article 1043, 19 pages. <https://doi.org/10.1145/3613904.3642217>
- [64] M. T. Linaza, H. Eskudero, C. Lamsfus, and G. Marcos. 2004. An authoring tool for interactive digital storytelling. In *Proc. of Conf. on Virtual Reality, Archaeology and Intelligent Cultural Heritage* (Oudenaarde, Belgium) (VAST'04). Eurographics Association, Goslar, DEU, 203–211.
- [65] Sijia Liu, Ray Le, Kexue Fu, Qian Wan, Pinyao Liu, and Jussi Holopainen. 2024. Dreamscaping: Supporting Creativity By Drawing Inspiration from Dreams. In *Proc. of Conf. on Creativity and Cognition (C&C '24)*. ACM, New York, NY, USA, 93–99. <https://doi.org/10.1145/3635636.3660762>
- [66] Zhi-Qiang Liu and Ka-Ming Leung. 2006. Script visualization (ScriptViz): a smart system that makes writing fun. *Soft Computing* 10, 1 (2006), 34–40. <https://doi.org/10.1007/s00500-005-0461-4>
- [67] Zhicong Lu, Mingming Fan, Yun Wang, Jian Zhao, Michelle Annett, and Daniel Wigdor. 2018. Inkplanner: Supporting prewriting via intelligent visual diagramming. *IEEE transactions on visualization and computer graphics* 25, 1 (2018), 277–287.
- [68] Lee Tan Luck, Filouz Hashim, and Syaidatul Zarina Mat Din. 2012. A Creative and Literary Writing Digital LMS in Supporting Writers' Group Learning and Knowledge Sharing among Creative Writers. In *Int. Conf. on E-learning* (2012) (ICEL '12, Vol. 67), MN Mamat, NA Alias, MNHH Jono, MAM Isa, A AbAziz, JE Luaran, SNA Mohamad, NAM Asarani, and Z Ibrahim (Eds.), 238–249. <https://doi.org/10.1016/j.sbspro.2012.11.326>
- [69] Donghyeok Ma, Joon Hyub Lee, Junwoo Yoon, Taegyu Jin, and Seok-Hyung Bae. 2023. SketchingRelatedWork: Finding and Organizing Papers through Inking a Node-Link Diagram. In *Adjunct of Proc. of Sym. User Interface Software and Technology (UIST '23 Adjunct)*. ACM, 1–3. <https://doi.org/10.1145/3586182.3616685>
- [70] Marcel Marti, Jodok Vieli, Wojciech Witon, Rushit Sanghrajka, Daniel Inversini, Diana Wotruba, Sasha Simo, Isabel andSchreiber, Mubbasir Kapadia, and Markus Gross. 2018. CARDINAL Computer-Assisted Authoring of Movie Scripts. In *Proc. of Intelligent User Interfaces (IUI '18)*, 509–519. <https://doi.org/10.1145/3172944.3172972>
- [71] Damien Masson, Sylvain Malacria, Edward Lank, and Géry Casiez. 2020. Chameleon: Bringing Interactivity to Static Digital Documents. In *Proc. of CHI Conf. on Human Factors in Computing Systems (CHI '20)*. Association for Computing Machinery, Article 6312, 13 pages. <https://doi.org/10.1145/3313831.3376559>
- [72] James R Meehan. 1977. TALE-SPIN, An Interactive Program that Writes Stories.. In *Ijcai*, Vol. 77, 91–98.
- [73] Piotr W. Mirowski, Kory W. Mathewson, Jaylen Pittman, and Richard Evans. 2023. Co-Writing Screenplays and Theatre Scripts with Language Models: Evaluation by Industry Professionals. In *Proc. of CHI Conf. on Human Factors in Computing Systems (CHI '23)*. <https://doi.org/10.1145/3544548.3581225>
- [74] Alex Mitchell and Kevin McGee. 2009. Designing hypertext tools to facilitate authoring multiple points-of-view stories. In *Proc. of the 20th ACM Conf. on Hypertext and Hypermedia (HT '09)*. ACM, New York, NY, USA, 309–316. <https://doi.org/10.1145/1557914.1557966>
- [75] Yusuke Mori, Hiroaki Yamane, Ryohei Shimizu, and Tatsuya Harada. 2022. Plug-and-Play Controller for Story Completion: A Pilot Study toward Emotion-aware Story Writing Assistance. In *In2Writing 2022*, 46–57.
- [76] Yusuke Mori, Hiroaki Yamane, Ryohei Shimizu, and Tatsuya Mukuta, Yusuke and Harada. 2023. COMPASS: A creative support system that alerts novelists to the unnoticed missing contents. *Computer Speech and Language* 80 (May 2023). <https://doi.org/10.1016/j.csl.2023.101484>
- [77] Meredith Ringel Morris, Jascha Sohl-Dickstein, Noah Fiedel, Tris Warkentin, Allan Dafoe, Aleksandra Faust, Clement Farabet, and Shane Legg. 2023. Levels of AGI: Operationalizing Progress on the Path to AGI.
- [78] Timothy Neate, Abi Roper, Stephanie Wilson, and Jane Marshall. 2019. Empowering Expression for Users with Aphasia through Constrained Creativity. In *Proc. of CHI Conf. on Human Factors in Computing Systems (CHI '19)*. ACM, 1–12. <https://doi.org/10.1145/3290605.3300615>
- [79] Neil Newbold and Lee Gillam. 2010. The Linguistics of Readability: The Next Step for Word Processing. In *Proc. of the NAACL HLT 2010 Workshop on Computational Linguistics and Writing: Writing Processes and Authoring Aids*, Michael Piotrowski, Cerstin Mahlow, and Robert Dale (Eds.). Association for Computational Linguistics, Los Angeles, CA, USA, 65–72. <https://aclanthology.org/W10-0409>
- [80] Eric Nichols, Leo Gao, and Randy Gomez. 2020. Collaborative Storytelling with Large-scale Neural Language Models. In *Proc. of the 13th ACM SIGGRAPH Conf. on Motion, Interaction and Games (MIG '20)*. ACM, New York, NY, USA. <https://doi.org/10.1145/3424636.3426903>
- [81] TeongJoo Ong and John J. Leggett. 2004. A genetic algorithm approach to interactive narrative generation. In *Proc. of the Fifteenth ACM Conf. on Hypertext and Hypermedia (HYPERTEXT '04)*. ACM, 181–182. <https://doi.org/10.1145/1012807.1012856>
- [82] Hiroyuki Osone, Jun-Li Lu, and Yoichi Ochiai. 2021. BunCho: AI Supported Story Co-Creation via Unsupervised Multitask Learning to Increase Writers' Creativity in Japanese. In *CHI Extended Abstracts on Human Factors in Computing Systems (CHI EA '21)*. <https://doi.org/10.1145/3411763.3450391>
- [83] Matthew J Page, Joanne E McKenzie, Patrick M Bossuyt, Isabelle Boutron, Tammy C Hoffmann, Cynthia D Mulrow, Larissa Shamsier, Jennifer M Tetzlaff, Elie A Akl, Sue E Brennan, Roger Chou, Julie Glanville, Jeremy M Grimshaw, Asbjørn Hróbjartsson, Manoj M Lalu, Tianjing Li, Elizabeth W Loder, Evan Mayo-Wilson, Steve McDonald, Luke A McGuinness, Lesley A Stewart, James Thomas, Andrea C Tricco, Vivian A Welch, Penny Whiting, and David Moher. 2021. The PRISMA 2020 statement: an updated guideline for reporting systematic reviews. *BMJ* 372 (2021). <https://doi.org/10.1136/bmj.n71>
- [84] Tao Qian, Jiatong Shi, Shuai Guo, Peter Wu, and Qin Jin. 2022. Training Strategies for Automatic Song Writing: A Unified Framework Approach. In *Int. Conf. on Acoustic Speech and Signal Processing (ICASSP '22')*, 4738–4742. <https://doi.org/10.1109/ICASSP43922.2022.9746818>
- [85] Hua Xuan Qin, Shan Jin, Ze Gao, Mingming Fan, and Pan Hui. 2024. CharacterMeet: Supporting Creative Writers' Entire Story Character Construction Processes Through Conversation with LLM-Powered Chatbot Avatars. In *Proc. of CHI Conf. on Human Factors in Computing Systems (CHI '24)*. ACM. <https://doi.org/10.1145/3613904.3642105>
- [86] Janet C Read. 2008. Jabberwocky: children's digital ink story writing from nonsense to sense. In *Proc. of Int. Conf. on Digital Interactive Media in Entertainment and Arts (DIMEA '08)*. ACM, New York, NY, USA, 85–90. <https://doi.org/10.1145/1413634.1413654>
- [87] J Robertson and P Wiemer-Hastings. 2002. Feedback on children's stories via multiple interface agents. In *Intelligent Tutoring Systems*, SA Cerri, G Gouarderes, and F Paraguacu (Eds.), Vol. 2363, 923–932.
- [88] Melissa Roemmele and Andrew S Gordon. 2015. Creative help: A story writing assistant. In *Int. Conf. on Interactive Digital Storytelling (ICIDS '15)*. Springer, 81–92.
- [89] Melissa Roemmele and Andrew S. Gordon. 2018. Automated Assistance for Creative Writing with an RNN Language Model. In *Proc. of Intelligent User Interfaces (IUI '18)*. <https://doi.org/10.1145/3180308.3180329>
- [90] D Gordon Rohman. 1965. Pre-writing: The stage of discovery in the writing process. *College Composition & Communication* 16, 2 (1965), 106–112.
- [91] Elisa Rubegni and Monica Landoni. 2015. Supporting creativity in designing story authoring tools. In *Proc. of Int. Conf. on Interaction Design and Children (IDC '15)*, 287–290. <https://doi.org/10.1145/2771839.2771898>
- [92] John Sadauskas, Daragh Byrne, and Robert K. Atkinson. 2015. Mining Memories: Designing a Platform to Support Social Media Based Writing. In *Proc. of CHI Conf. on Human Factors in Computing Systems (CHI '15)*, 3691–3700. <https://doi.org/10.1145/2702123.2702383>
- [93] Ben Samuel, Michael Mateas, and Noah Wardrip-Fruin. 2016. The Design of Writing Buddy: A Mixed-Initiative Approach Towards Computational Story Collaboration. In *Int. Conf. on Interactive Digital Storytelling (ICIDS '16, Vol. 10045)*, F Nack and AS Gordon (Eds.). Springer International Publishing, Cham, 388–396. https://doi.org/10.1007/978-3-319-48279-8_34
- [94] Rushit Sanghrajka, Daniel Hidalgo, Patrick Chen, and Mubbasir Kapadia. 2017. LISA: Lexically Intelligent Story Assistant. *Proc. of the AAAI Conf. on Artificial Intelligence and Interactive Digital Entertainment* 13, 1 (2017), 221–227. <https://doi.org/10.1609/aiide.v13i1.12956>
- [95] Rushit Sanghrajka, Wojciech Witon, Sasha Schreiber, Markus Gross, and Mubbasir Kapadia. 2018. Computer-assisted authoring for natural language story scripts. In *Proc. of AAAI Conf. on Artificial Intelligence*, Vol. 32. IAAA, New Orleans, USA.
- [96] Burr Settles. 2010. Computational Creativity Tools for Songwriters. In *Proc. of the NAACL HLT 2010 Second Workshop on Computational Approaches to Linguistic Creativity*, Paul Cook and Anna Feldman (Eds.). Association for Computational Linguistics, Los Angeles, California, 49–57. <https://aclanthology.org/W10-0307>

- [97] Burr Settles. 2010. Computational creativity tools for songwriters. In *Proc. of the NAACL HLT 2010 Second Workshop on Computational Approaches to Linguistic Creativity (CALC '10)*. Association for Computational Linguistics, 49–57.
- [98] Hanieh Shakeri, Carman Neustaedtner, and Steve DiPaola. 2021. SAGA: Collaborative Storytelling with GPT-3. In *Proc. of Conf. on Computer Supported Cooperative Work & Social Computing (Virtual Event, USA) (CSCW '21 Companion)*. Association for Computing Machinery, New York, NY, USA, 163–166. <https://doi.org/10.1145/3462204.3481771>
- [99] Mike Sharples. 1996. Designs for New Writing Environments. In *The New Writing Environment: Writers at Work in a World of Technology*, Mike Sharples and Thea van der Geest (Eds.). Springer, 97–115. https://doi.org/10.1007/978-1-4471-1482-6_9
- [100] Sarah Shin. 2016. <https://www.thewhiterreview.org/feature/interview-with-han-kang/>
- [101] Simon Buckingham Shum, Agnes Sandor, Xiaolong Goldsmith, Rosalie and Wang, Randall Bass, and Mindy McWilliams. 2016. Reflecting on Reflective Writing Analytics: Assessment Challenges and Iterative Evaluation of a Prototype Tool. In *LAK '16 Conf. Proc.: the SIXTH Int. LEARNING ANALYTICS & KNOWLEDGE Conf.*, 213–222. <https://doi.org/10.1145/2883851.2883955>
- [102] Nikhil Singh, Guillermo Bernal, Daria Savchenko, and Elena L Glassman. 2023. Where to hide a stolen elephant: Leaps in creative writing with multimodal machine intelligence. *Trans. on Computer-Human Interaction* 30, 5 (2023), 1–57.
- [103] James Skorupski, Lakshmi Jayapalan, Sheena Marquez, and Michael Mateas. 2007. Wide ruled: A friendly interface to author-goal based story generation. In *Int. Conf. of Using Virtual Reality Technologies for Storytelling (ICVS, Vol. 4871)*, M Cavazza and S Donikian (Eds.). 26+.
- [104] David Sprague and Melanie Tory. 2012. Exploring how and why people use visualizations in casual contexts: Modeling user goals and regulated motivations. *Information Visualization* 11, 2 (2012), 106–123.
- [105] Karl E. Steiner and Thomas G. Moher. 1992. Graphic StoryWriter: an interactive environment for emergent storytelling. In *Proc. of CHI Conf. on Human Factors in Computing Systems (CHI '92)*. ACM, 357–364. <https://doi.org/10.1145/142750.142831>
- [106] Carola Strobl, Emilie Ailhaud, Kalliopi Benetos, Ann Devitt, Otto Kruse, Antje Proske, and Christian Rapp. 2019. Digital support for academic writing: A review of technologies and pedagogies. *Computers & Education* 131 (2019), 33–48. <https://doi.org/10.1016/j.compedu.2018.12.005>
- [107] Hariharan Subramonyam, Wilmot Li, Eytan Adar, and Mira Dontcheva. 2018. TakeToons: Script-driven Performance Animation. In *Proc. of Sym. User Interface Software and Technology (UIST '18')*. 663–674. <https://doi.org/10.1145/3242587.3242618>
- [108] Hariharan Subramonyam, Colleen Seifert, Priti Shah, and Eytan Adar. 2020. texSketch: Active Diagramming through Pen-and-Ink Annotations. In *Proc. of CHI Conf. on Human Factors in Computing Systems (CHI '20)*. ACM, 13 pages. <https://doi.org/10.1145/3313831.3376155>
- [109] Simeng Sun, Wenlong Zhao, Varun Manjunatha, Rajiv Jain, Vlad Morariu, Franck Dernoncourt, Balaji Vasani Srinivasan, and Mohit Iyyer. 2021. IGA: An Intent-Guided Authoring Assistant. In *Proc. of the 2021 Conf. on Empirical Methods in Natural Language Processing*, Marie-Francine Moens, Xuanjing Huang, Lucia Specia, and Scott Wen-tau Yih (Eds.). Association for Computational Linguistics, Online and Punta Cana, Dominican Republic, 5972–5985. <https://doi.org/10.18653/v1/2021.emnlp-main.483>
- [110] Reid Swanson and Andrew S. Gordon. 2008. Say Anything: A Massively Collaborative Open Domain Story Writing Companion. In *Int. Conf. on Interactive Digital Storytelling (ICIDS '08, Vol. 5334)*, U Spierling and N Szilas (Eds.). 32–40.
- [111] J.R.R. Tolkien. 1984. . The History of Middle-earth, Vol. 2. George Allen and Unwin, 267–269.
- [112] Randall H. Trigg and Peggy M. Irish. [n. d.]. Hypertext habitats: experiences of writers in NoteCards. In *Proc. of the ACM conference on Hypertext (1987-11) (HYPERTEXT '87)*. ACM, 89–108. <https://doi.org/10.1145/317426.317435> Place: New York, NY, USA.
- [113] G Wallas. 1926. The art of thought. *Franklin Watts* (1926).
- [114] Qian Wan, Siying Hu, Yu Zhang, Piaohong Wang, Bo Wen, and Zhicong Lu. 2024. "It Felt Like Having a Second Mind": Investigating Human-AI Co-creativity in Prewriting with Large Language Models. *Proc. ACM Hum.-Comput. Interact.* 8, CSCW1, Article 84 (April 2024), 26 pages. <https://doi.org/10.1145/3637361>
- [115] Ruyuan Wan, Simret Araya Gebreegziabher, Toby Jia-Jun Li, and Karla Badillo-Urquiola. 2024. CoCo Matrix: Taxonomy of Cognitive Contributions in Co-writing with Intelligent Agents. In *Proc. of the 16th Conf. on Creativity & Cognition*. 504–511.
- [116] Dakuo Wang, Judith S. Olson, Jingwen Zhang, Trung Nguyen, and Gary M. Olson. 2015. DocuViz: Visualizing Collaborative Writing. In *Proc. of CHI Conf. on Human Factors in Computing Systems (CHI '15)*. ACM, 1865–1874. <https://doi.org/10.1145/2702123.2702517>
- [117] Watchful1. [n. d.]. Subreddit comments/submissions 2005-06 to 2023-12. ([n. d.]). https://www.reddit.com/r/pushshift/comments/1akrhg3/separate_dump_files_for_the_top_40k_subreddits/
- [118] Christoph Johannes Weber, Sebastian Burgkart, and Sylvia Rothe. [n. d.]. wr-AI-ter: Enhancing Ownership Perception in AI-Driven Script Writing. In *Proc. of the 2024 ACM International Conference on Interactive Media Experiences (2024) (IMX '24)*. Association for Computing Machinery, 145–156. <https://doi.org/10.1145/3639701.3656325>
- [119] Florian Weber, Thimo Wambsganß, and Matthias Söllner. 2023. Supporting Human Cognitive Writing Processes: Towards a Taxonomy of Writing Support Systems.
- [120] Wahyu Agung Widjajanto, Michael Lund, and Heidi Schelhowe. 2008. "Wayang Authoring": a web-based authoring tool for visual storytelling for children. In *Proc. of the 6th Int. Conf. on Advances in Mobile Computing and Multimedia (MoMM '08)*. ACM, 464–467. <https://doi.org/10.1145/1497185.1497284>
- [121] Yin-Li Wong and Chien-Sing Lee. [n. d.]. Creative storytelling enhanced through social media and intelligent recommendation. In *Proc. of Conf. on Creativity and Cognition (2011) (C&C '11)*. ACM, 399–400. <https://doi.org/10.1145/2069618.2069715>
- [122] Xiaotong (Tone) Xu, Jiayu Yin, Catherine Gu, Jenny Mar, Sydney Zhang, Jane L. E, and Steven P. Dow. [n. d.]. Jamplate: Exploring LLM-Enhanced Templates for Idea Reflection. In *Proc. of Intelligent User Interfaces (2024) (IUI '24)*. ACM. <https://doi.org/10.1145/3640543.3645196>
- [123] Ann Yuan, Andy Coenen, Emily Reif, and Daphne Ippolito. 2022. Wordcraft Story Writing With Large Language Models. In *Proc. of Intelligent User Interfaces (IUI '11)*. 841–852. <https://doi.org/10.1145/3490099.3511105>
- [124] Dongyu Zhang, Minghao Zhang, Ciyuan Peng, and Feng Xia. 2022. Expressing Metaphorically, Writing Creatively: Metaphor Identification for Creativity Assessment in Writing. In *Companion Proc. of the World Wide Web Conf. (WWW '22')*. 1198–1205. <https://doi.org/10.1145/3487553.3524935>
- [125] Fabio Zünd, Steven Poulakos, Mubbasir Kapadia, and Robert W Sumner. 2017. Story version control and graphical visualization for collaborative story authoring. In *Proc. of the 14th European conference on visual media production (CVMP 2017)*. 1–10.

A DATA SCHEMA

We created our data schema by building off of the data schema from Frich et al. [30] and included writing specific elements defined by Lee et al. [61]. Our schema can be seen in Figure 7.

B WST SURVEYED

B.1 Tools from Literature

Our initial search resulting in 67 papers and the secondary search resulted in 11 papers, we list all the papers found in Table 5. Additionally, we mapped the tools presented in the literature we surveyed using our data schema, the full visualization can be seen on our website or in Figure 8.

B.2 Commercial Tools

We mapped the commercial tools surveyed by their primary functionality and what writers⁶ said they used it for, the full visualization can be seen on our website or in Figure 9.

Table 5: Reviewed publications organized according to search order.

Source	Publications
Initial Search	[72], [24], [105], [87], [49], [66], [50], [81], [64], [103], [9], [110], [46], [120], [86], [74], [55], [44], [79], [93], [13], [10], [16], [88], [32], [91], [92], [101], [37], [45], [94], [40], [43], [70], [19], [89], [41], [42], [95], [107], [2], [8], [78], [20], [54], [80], [109], [82], [11], [98], [51], [75], [36], [84], [123], [18], [124], [52], [76], [15], [23], [73], [102], [85], [26], [57]
Secondary Search	[12], [118], [25], [122], [97], [69], [67], [68], [3], [60], [112]

Description	Code	Definition	
<i>Aspect of Writing</i>	<i>At what point in the writing process is the task taking place?</i>		Flower and Hayes, 1981
	Planning	Processes involving ideation, inspiration, and organization of ideas	
	Generation	Converting the author's thoughts into written words, including machine generation	
	Revision	Reflecting on the written text, editing a section or part of the text, and analyzing text written	
	Monitoring	Keeping track of and updating plans and details previously created by the author	
<i>Object of Interest</i>	<i>What part of writing is the tool helping the writer with?</i>		New
	Elements	The goal of the system is to address elements of the story or text, like plot, character, theme, setting, inspiration	
	Text	The goal of the system is to address the written text itself	
<i>Target Population</i>	<i>Who is the system's target population?</i>		New
	Casual User	General public, novice writers	
	Expert	Professional writers, poet, etc.	
	Student	Primary, secondary, and tertiary education institutional context	
<i>Writing Context</i>	<i>What combination of stylistic norms, audience expectations, and domain-specific conventions characterize the approach to the task?</i>		Lee et al., 2024
	Creative	Focuses on imagination, narrative, artistic elements, and original storytelling	
	Personal	Focuses on individual thoughts, experiences, and emotions; can be private or communicative	
<i>Device</i>	<i>What device is the system built on?</i>		Fritch et al., 2019
	Smartphone		
	Tablet		
	Computer		
	Misc.		
<i>Implementation Fidelity (Maturity)</i>	<i>How mature is the system?</i>		Fritch et al., 2019
	Vision/Scenario		
	Lo-Fi/ Mock-up		
	High-fidelity		
	Public Release		
<i>Complexity of tool</i>	<i>How many features does the tool presented have or add onto an existing system?</i>		Fritch et al., 2019
	Low	One or two features	
	Medium	Multiple features, semi-complex system	
	High	Entire system or suite of tools	
<i>Evaluation type</i>	<i>How is the system evaluated?</i>		Fritch et al., 2019
	No Evaluation		
	Case Study		
	Qualitative Analysis		
	Quantitative Analysis		
	Mixed Methods		
<i>Collaboration</i>	<i>What type of collaboration does the system facilitate?</i>		Fritch et al., 2019
	Human-Human		
	Human-Machine		
<i>Human-Human</i>	<i>What kind of human collaboration does the system provide?</i>		New
	Real-time		
	Asynchronous		
<i>Human-Machine</i>	<i>What role does the AI have in this system?</i>		Morris et al., 2024
	Tool	Human fully controls task and uses AI to automate mundane sub-tasks	
	Consultant	AI takes on a substantive role, but only when invoked by a human	
	Collaborator	Co-equal human-AI collaboration; interactive coordination of goals & tasks	
	Expert	AI drives interaction; human provides guidance & feedback or performs subtasks.	

Figure 7: Data schema used to tag commercial and research WST

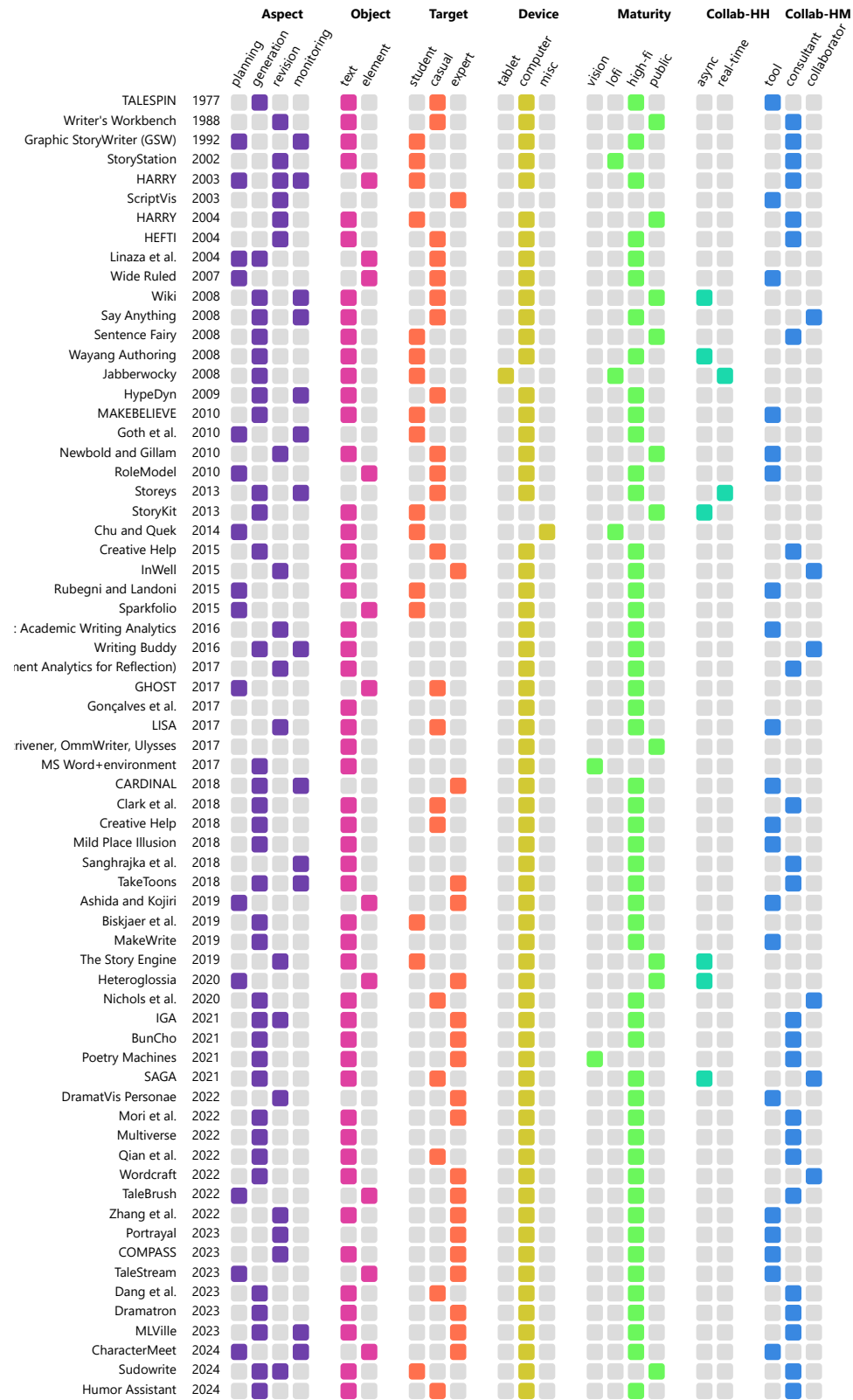


Figure 8: A list of all the literature ed and tagged by their functionality using our data schema.

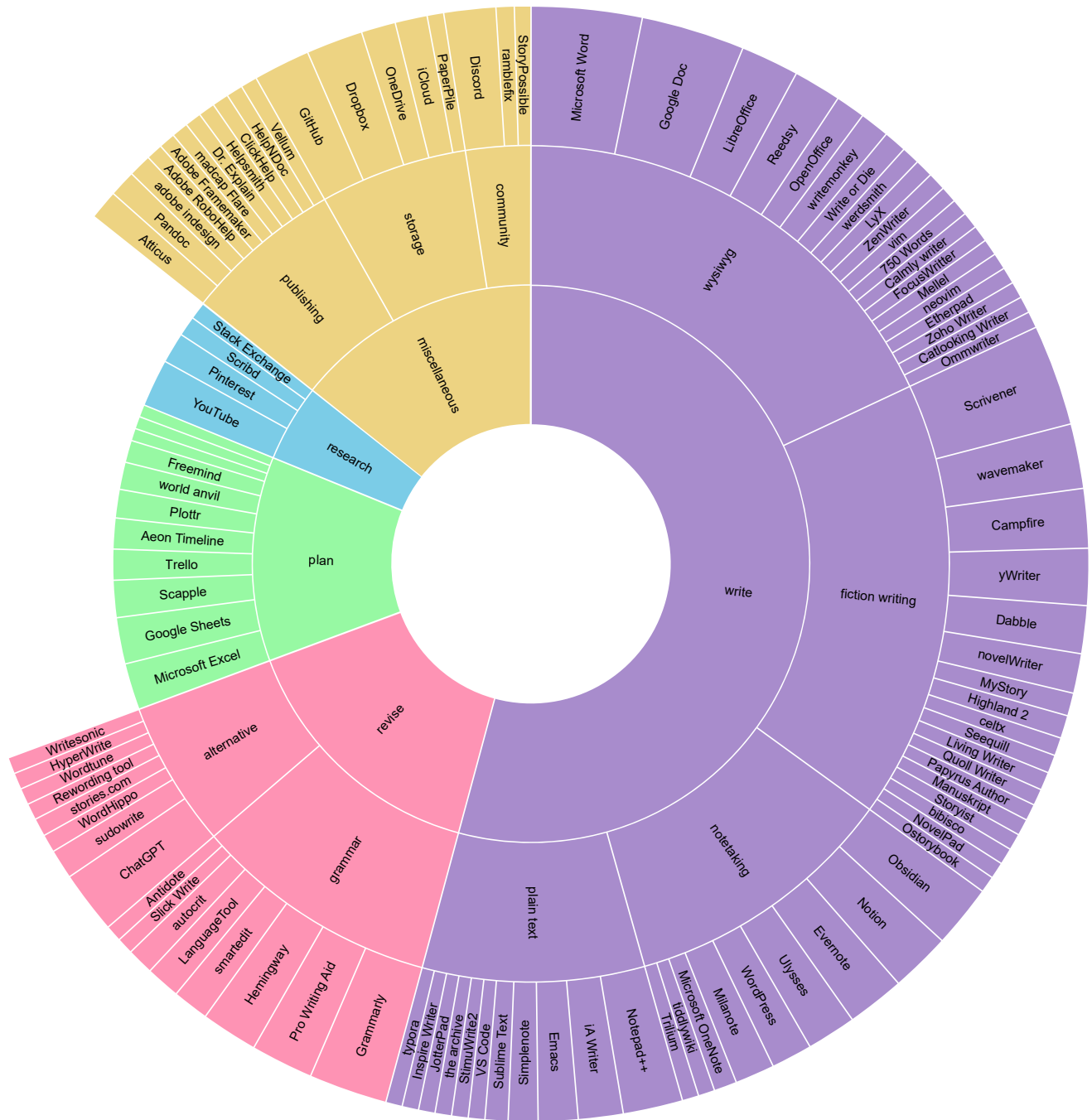


Figure 9: A list of all the commercial tools surveyed and tagged by their purpose of use.

Received 12 September 2024; revised 13 February 2025; accepted 5 June 2009; revised 12 September 2024; revised 13 February 2025; accepted 5 June 2025